Measure the angle: PA01

Measure the smaller angle between the two rays. Begin with the zero mark on the starting arm, which may point left or right.

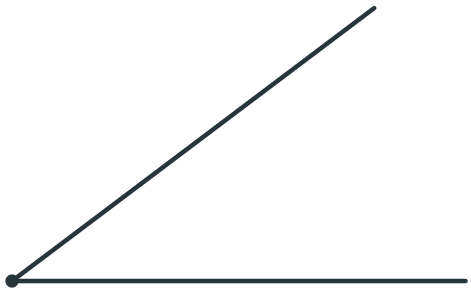

Smaller angle: _____ degrees. Reasonableness check (acute/obtuse): _____

Use the separate protractor reference or your own tool. Place its center exactly at the vertex and align its baseline before reading.

Zumola / CC BY 4.0 / Free to print, share and adapt with attribution

Measure the angle: PA02

Measure the smaller angle between the two rays. Begin with the zero mark on the starting arm, which may point left or right.

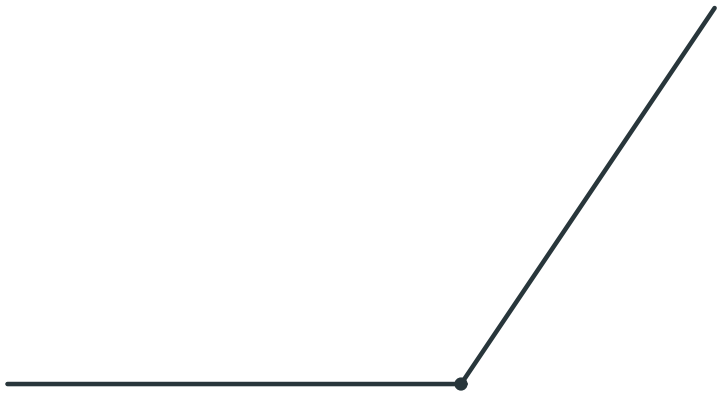

Smaller angle: _____ degrees. Reasonableness check (acute/obtuse): _____

Use the separate protractor reference or your own tool. Place its center exactly at the vertex and align its baseline before reading.

Zumola / CC BY 4.0 / Free to print, share and adapt with attribution

Measure the angle: PA03

Measure the smaller angle between the two rays. Also find the reflex angle.

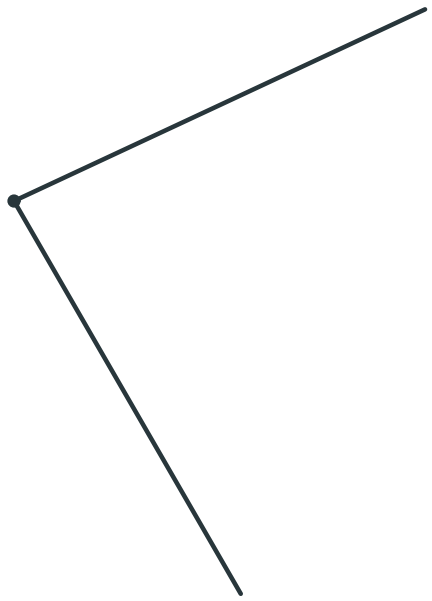

Smaller angle: _____ degrees. Reflex angle: _____ degrees.

Use the separate protractor reference or your own tool. Place its center exactly at the vertex and align its baseline before reading.

Zumola / CC BY 4.0 / Free to print, share and adapt with attribution