Draw Fall One-Point Perspective

Student | Task 1 of 4 | A4

Original prompt

Task 1: Draw a horizon line and one vanishing point, then draw a path whose two edges converge to that vanishing point.

Draw your park scene



Draw Fall One-Point Perspective

Student | Task 2 of 4 | A4

Original prompt

Task 2: Add three trees on each side of the path, larger near the viewer and smaller near the vanishing point, with fall-colored canopies.

Draw your park scene



Draw Fall One-Point Perspective

Student | Task 3 of 4 | A4

Original prompt

Task 3: Redraw the scene with the vanishing point moved to the left of center, keeping the path edges converging to it.

Draw your park scene



Draw Fall One-Point Perspective

Student | Task 4 of 4 | A4

Original prompt

Task 4: Check a finished plate and list corrections: any path edge that misses the VP, any trunk base off the path edge, and any tree that grows larger toward the VP. Then redraw.

Given scene with errors to find

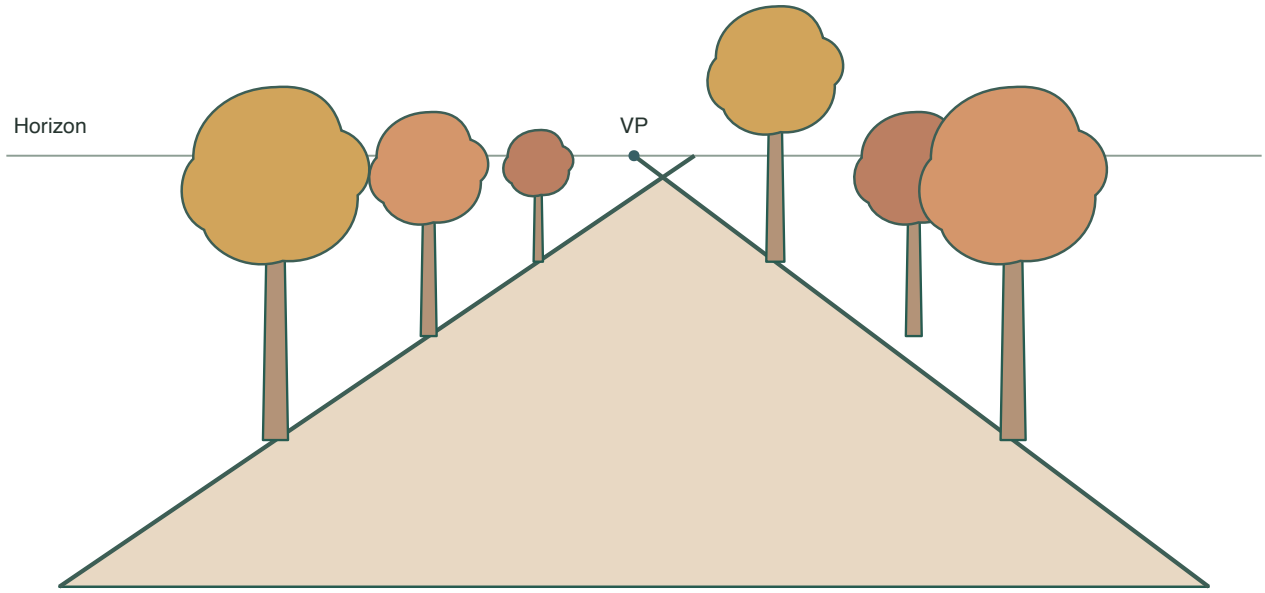

List the corrections

Draw the corrected scene