Tonal Drawing Worksheet

Answer | Task 1 of 4 | A4

Original prompt

Task 1: Draw a five-box tonal value scale from bare paper to your darkest pencil tone, with even steps between boxes.



Answer

Box 1 is bare paper, box 2 is light single-direction strokes, box 3 is light crossed strokes, box 4 is firm close strokes, and box 5 is the darkest overlapping strokes. Each box is clearly darker than the one before it.

Reasoning

The scale is built by increasing pressure and stroke density in order, so the steps stay even and the darkest tone is reached only in the last box.

Check

Squint at the row: you should see five distinct steps, and no two neighbouring boxes should look the same tone.

Tonal Drawing Worksheet

Answer | Task 2 of 4 | A4

Original prompt

Task 2: Draw a circle and mark where the light comes from, then shade the sphere using only the light, middle and dark tones from your scale.

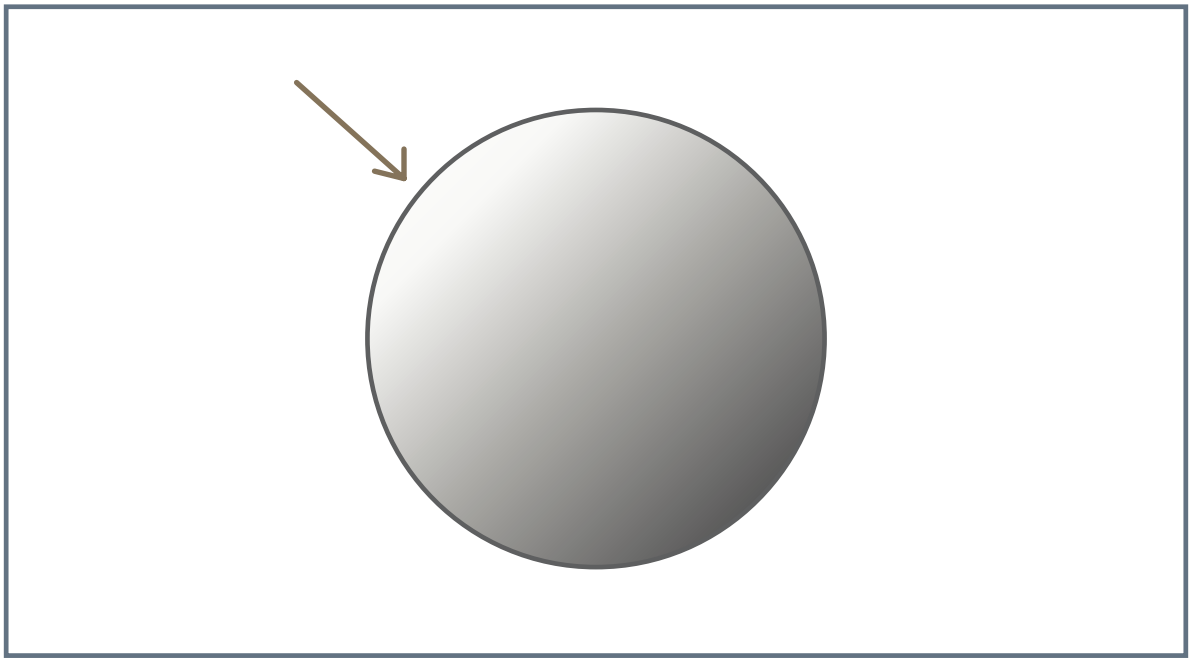

Answer

The circle has a light source marked at the upper left. The upper-left area stays near bare paper, the middle tone covers the centre, and the dark tone sits at the lower right, with the boundary between tones blended softly.

Reasoning

The light direction decides which side is lightest, and the tones are placed in the order light, middle, dark as the surface turns away from the light.

Check

Squint at the sphere: the light side, middle band and dark side should be in the correct order relative to the marked light source.

Tonal Drawing Worksheet

Answer | Task 3 of 4 | A4

Original prompt

Task 3: Redraw the worked-example sphere from memory, keeping the same light direction, and add a cast shadow on the surface.



Answer

The redrawn sphere keeps the highlight at the upper left, the middle tone around the centre and the dark tone at the lower right, and a soft cast shadow lies on the surface toward the lower right, away from the light.

Reasoning

Redrawing from memory tests whether the tone order and the cast-shadow direction were understood rather than copied, and the cast shadow must fall away from the light source.

Check

Compare the redrawn sphere with the worked example: the highlight, dark side and cast shadow should all be on the same sides as before.

Tonal Drawing Worksheet

Answer | Task 4 of 4 | A4

Original prompt

Task 4: Draw two spheres side by side with light from opposite directions, and check that each sphere's tones follow its own light source.

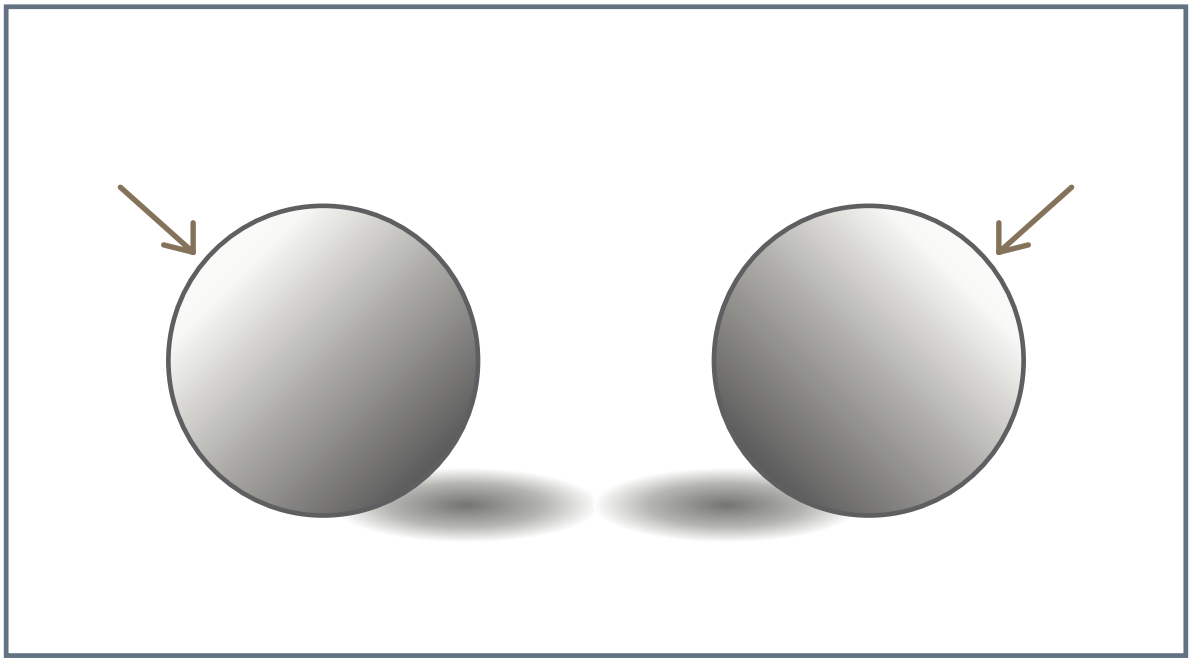

Answer

The left sphere has its highlight at the upper left and its dark tone at the lower right; the right sphere has its highlight at the upper right and its dark tone at the lower left. Each cast shadow falls away from its own light source.

Reasoning

Placing two spheres with opposite light directions shows that the tone order is driven by the light source, not by a fixed habit of shading one side dark.

Check

Squint at each sphere separately: the highlight and dark side should be on opposite sides in the two spheres, matching their marked light directions.