Graph Paper Furniture Cutouts

Student | Task 1 of 4 | LETTER

Original prompt

Task 1: Draw and cut out a bed footprint 3 squares wide and 4 squares deep, and a bedside table 1 by 1. Place them on a room grid 6 squares wide and 6 squares deep with the main wall along the top edge.

Room and cutout grids use the same 12 mm square on these sheets. Print at Actual Size when using separate sheets.

Main wall



Entrance

Draw and label your cutouts here



Check the cutouts and the clear path

Graph Paper Furniture Cutouts

Student | Task 2 of 4 | LETTER

Original prompt

Task 2: Draw and cut out a dining table 3 by 2 squares and four chairs, each 1 by 1. Arrange them on a room grid 7 squares wide and 5 squares deep so each chair touches one side of the table.

Room and cutout grids use the same 12 mm square on these sheets. Print at Actual Size when using separate sheets.

Main wall



Entrance

Draw and label your cutouts here



Check the cutouts and the clear path

Graph Paper Furniture Cutouts

Student | Task 3 of 4 | LETTER

Original prompt

Task 3: Draw and cut out a sofa 4 by 2 squares, a coffee table 2 by 1 squares and a rug 3 by 3 squares. Place them on a room grid 8 squares wide and 6 squares deep so the coffee table sits on the rug in front of the sofa.

Room and cutout grids use the same 12 mm square on these sheets. Print at Actual Size when using separate sheets.

Main wall



Entrance

Draw and label your cutouts here



Check the cutouts and the clear path

Graph Paper Furniture Cutouts

Student | Task 4 of 4 | LETTER

Original prompt

Task 4: Draw and cut out a desk 3 by 2 squares, a chair 1 by 1 and a bookshelf 1 by 3. Place them on a room grid 6 squares wide and 5 squares deep so the desk is against the main wall, the chair faces the desk, and the bookshelf stands against a side wall.

Room and cutout grids use the same 12 mm square on these sheets. Print at Actual Size when using separate sheets.

Main wall



Side wall

Entrance

Draw and label your cutouts here



Check the cutouts and the clear path