Creative Value Scale Drawing

Answer | Task 1 of 4 | A4

Original prompt

Task 1: Copy the reference strip as five plain bands, matching each tone by eye.



Answer

Five plain bands in light-to-dark order, each filled evenly to match the reference strip.

Reasoning

Copying the strip first builds the eye-hand match between a seen tone and a shaded tone before shape variety is added.

Check

Hold each band beside the reference strip; it should be lighter, darker, or the same as its neighbour in a clear step.

Creative Value Scale Drawing

Answer | Task 2 of 4 | A4

Original prompt

Task 2: Redesign the five bands as varied shapes (for example wave, arch, step, leaf, and block) while keeping the same light-to-dark order, then shade them evenly. This is a design choice, not a fixed rule; any varied shapes that hold the order are acceptable.



Answer

Five varied shapes in light-to-dark order, each filled with one even tone, with visible steps between neighbours.

Reasoning

Shape variety tests whether you can keep tone control while the outline changes, which is the core skill of a creative plate.

Check

Squint at the plate; the steps should still read light to dark, and no band should look blotchy or striped.

Creative Value Scale Drawing

Answer | Task 3 of 4 | A4

Original prompt

Task 3: Draw a three-band plate where the middle band is the darkest, and the outer bands are lighter but different from each other.



Answer

Three bands with a dark middle and two lighter outer bands of different tones, each shaded evenly.

Reasoning

This reverses the usual order and forces you to plan tone placement rather than copy a strip.

Check

Check that the middle band is clearly the darkest and the two outer bands are visibly different from each other.

Creative Value Scale Drawing

Answer | Task 4 of 4 | A4

Original prompt

Task 4: Draw a five-band plate with a single light source direction chosen by you, so each band's shading is slightly lighter on one side and darker on the other, while the overall light-to-dark order is still readable.



Answer

Five bands in light-to-dark order, each with a subtle light-to-dark gradient in the chosen direction, and the overall order still clear.

Reasoning

Adding a light direction tests whether you can keep a readable scale while introducing a second, subtler value change within each band.

Check

Squint: the overall order should still read light to dark, and the light direction should be consistent across all five bands.