# Draw One-Point Perspective Curtains

Student | Task 1 of 4 | A4

## Original prompt

Given a horizon line and a marked VP, draw a window opening and its reveal lines converging to that VP.

## Given horizon and vanishing point




## Write your convergence check

# Draw One-Point Perspective Curtains

Student | Task 2 of 4 | A4

## Original prompt

On your Task 1 drawing, add three curtain fold lines on one side of the window, each aiming at the same VP.

## Build your drawing and mark your checks



# Draw One-Point Perspective Curtains

Student | Task 3 of 4 | A4

## Original prompt

Draw a curtain on the opposite side of the same window, with folds converging to the same VP, and show both sides together.

## Build your drawing and mark your checks



# Draw One-Point Perspective Curtains

Student | Task 4 of 4 | A4

## Original prompt

Redraw the full scene (window, reveal, both curtains) from a reference image you choose, keeping one VP, then mark and verify convergence.

## Build your drawing and mark your checks