Draw Isometric Octagon

Student | Task 1 of 4 | A4

Original prompt

Task 1: Draw only the isometric square frame, labelling the three edge directions.

Your construction



Draw Isometric Octagon

Student | Task 2 of 4 | A4

Original prompt

Task 2: Add the four corner cut lines to the frame and shade the triangles to be removed.

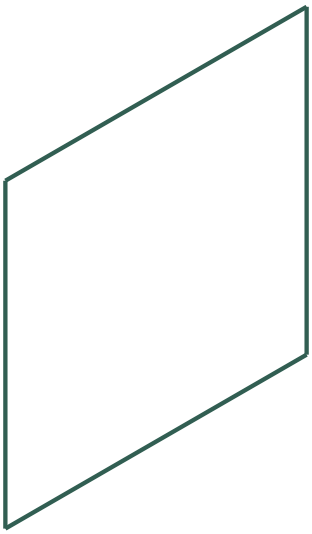

Your construction

Draw Isometric Octagon

Student | Task 3 of 4 | A4

Original prompt

Task 3: Complete the octagon by removing the shaded triangles and drawing the final eight-sided outline.

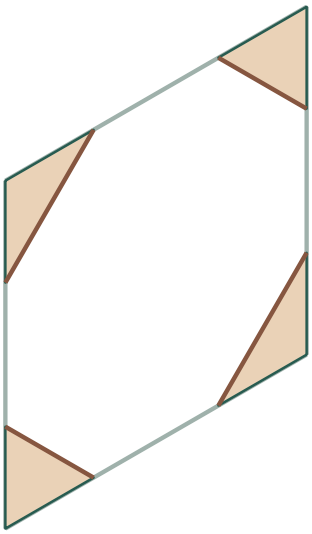

Your construction

Draw Isometric Octagon

Student | Task 4 of 4 | A4

Original prompt

Task 4: Redraw the finished isometric octagon from memory on a blank sheet, then compare it with the reference plate.

Draw from memory before looking below

Compare with the reference after drawing

