Draw Isometric Tiles

Answer | Task 1 of 4 | LETTER

Original prompt

Task 1: On the blank plate, draw one isometric tile as a rhombus using the two isometric axis directions shown in the reference.



Answer

A single rhombus with one pair of sides up-right and one pair up-left, both pairs parallel, drawn from a chosen corner.

Reasoning

One tile needs only the two axis steps and their parallels; no grid is required yet.

Check

Check that opposite sides are parallel and that both axis directions match the reference plate.

Draw Isometric Tiles

Original prompt

Task 2: Draw a row of three tiles sharing edges along the up-right axis.

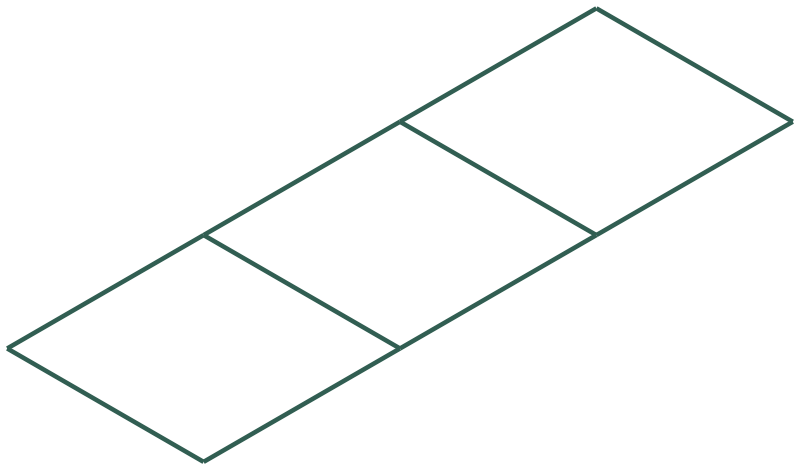

Answer

Three rhombi in a line, each sharing a full edge with the next, all up-right edges parallel and all up-left edges parallel.

Reasoning

Repeating the same axis step from each tile corner extends the row while keeping the grid consistent.

Check

Trace the shared edges: each neighbour should share a complete edge, and no edge should tilt differently from the reference.

Draw Isometric Tiles

Original prompt

Task 3: Draw a small grid of tiles, two rows by two columns, on the isometric axes.

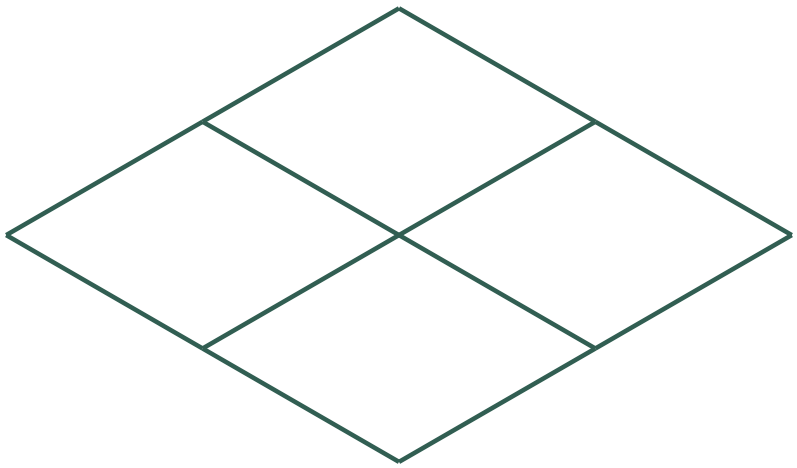

Answer

Four rhombi forming a two-by-two tiled patch, with shared edges along both axes and consistent parallel directions throughout.

Reasoning

A grid combines a row along one axis with a row along the other, so each tile shares edges with two neighbours.

Check

Check that every interior edge is shared by two tiles and that all edges in each axis direction are parallel.

Draw Isometric Tiles

Original prompt

Task 4: Redraw the reference tile grid by observation, then mark one tile and state how you checked the whole grid.

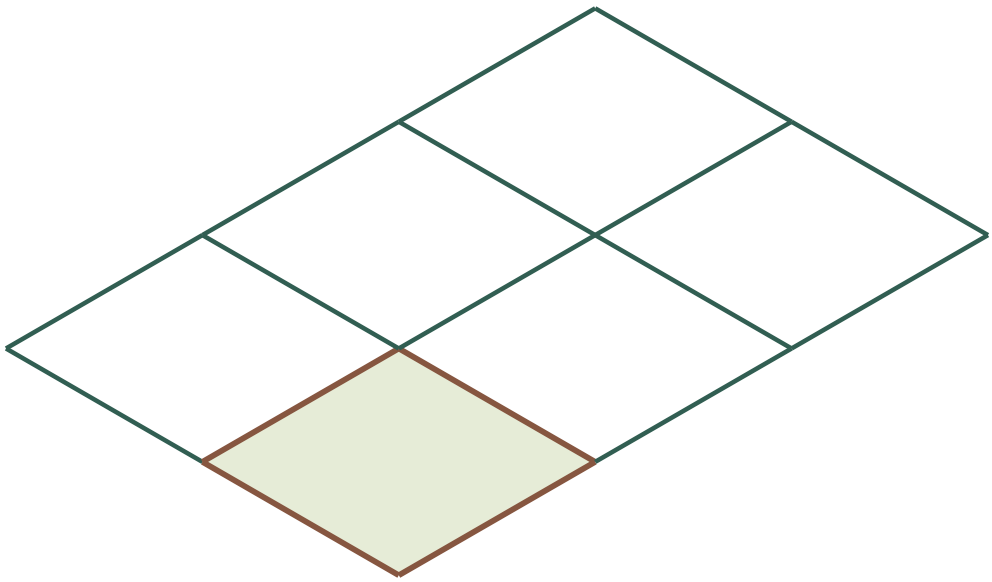

Shaded tile: one equal step in each direction.

Answer

A redrawn grid matching the reference's axis directions and tile shape, with one tile outlined, plus a short note that all up-right edges are parallel and all up-left edges are parallel and neighbours share edges.

Reasoning

Redrawing from reference trains observation of the two axis directions; the check confirms consistency rather than measurement.

Check

Compare your redrawn grid to the reference: axis directions, tile shape and shared edges should match, and your written check should name the parallel-edge test.