Draw Isometric Tiles

Student | Task 1 of 4 | A4

Original prompt

Task 1: On the blank plate, draw one isometric tile as a rhombus using the two isometric axis directions shown in the reference.

Your construction



Draw Isometric Tiles

Student | Task 2 of 4 | A4

Original prompt

Task 2: Draw a row of three tiles sharing edges along the up-right axis.

Your construction



Draw Isometric Tiles

Student | Task 3 of 4 | A4

Original prompt

Task 3: Draw a small grid of tiles, two rows by two columns, on the isometric axes.

Your construction



Draw Isometric Tiles

Student | Task 4 of 4 | A4

Original prompt

Task 4: Redraw the reference tile grid by observation, then mark one tile and state how you checked the whole grid.

Your construction