Glass Box Orthographic Projection

Student | Task 1 of 4 | A4

Original prompt

Task 1: Given a glass box containing a simple L-shaped block standing upright with its long leg vertical, draw the front, top, and right views as they would appear after unfolding. Label each view and show the alignment lines.

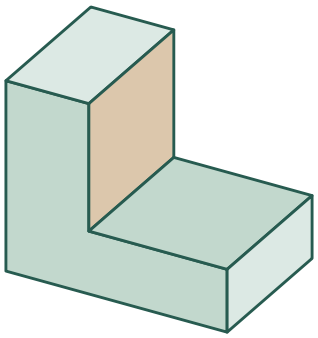

Given solid with equal depth

Your drawing and alignment checks

Glass Box Orthographic Projection

Student | Task 2 of 4 | A4

Original prompt

Task 2: A block has a rectangular slot cut through its top face, running front to back. Draw the unfolded layout showing front, top, and right views, and explain where the slot appears in each view.

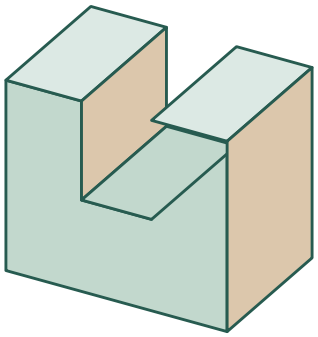

Given solid with an open groove

Your drawing and alignment checks

Glass Box Orthographic Projection

Student | Task 3 of 4 | A4

Original prompt

Task 3: Draw the unfolding sequence for a glass box with labeled planes (front, top, right, left, bottom, back). Show the box closed, then partially unfolded, then fully flat.

Your drawing and alignment checks



Glass Box Orthographic Projection

Student | Task 4 of 4 | A4

Original prompt

Task 4: Given an unfolded glass-box sheet with front, top, and right views of a simple object, identify which view is which and explain how the unfolding produced their positions.

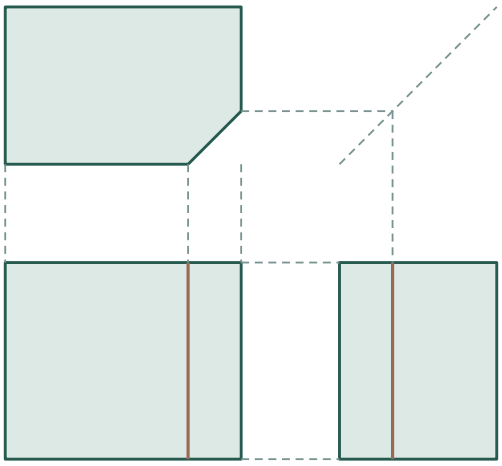

Your identification and explanation