Printable Paper Games

Answer | Task 1 of 4 | A4

Original prompt

Task 1: On a blank three-by-three grid, draw the grid lines and mark a game in which O wins on the middle column. Then state the check.



Answer

Middle column: O, O, O. The rows read X, O, blank / blank, O, X / X, O, blank. After six alternating moves, O has three marks in the middle column and wins.

Reasoning

X moves first and both players have placed three marks. O's final move completes the middle column. The X marks never formed a line.

Check

Read the middle column top to bottom and confirm all three marks are O.

Printable Paper Games

Original prompt

Task 2: Mark a game that ends in a draw on a full three-by-three grid, with no line of three identical marks. Then state the check.

X	O	X
X	O	O
O	X	X

Answer

One valid draw: top row X, O, X; middle row X, O, O; bottom row O, X, X. Check: every row, column, and diagonal holds a mix of X and O, and all nine squares are filled, so the game is a draw.

Reasoning

A draw happens when the grid is full and no line of three identical marks exists. The marks above fill all squares without completing any line.

Check

Confirm all nine squares are filled, then read every row, column, and diagonal to confirm none holds three identical marks.

Printable Paper Games

Original prompt

Task 3: Write the four rules in short form as they would appear printed under a grid, then mark a game in which X wins on a diagonal.

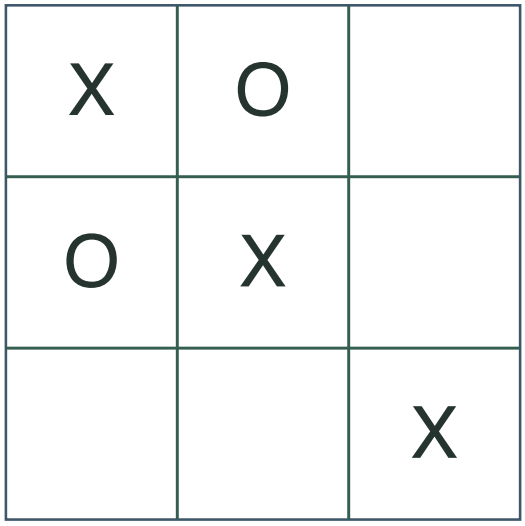

1. X starts. Take turns.
2. Mark an empty square.
3. Three in a line wins.
4. Full with no line is a draw.

Answer

Rules: (1) X starts and then players alternate. (2) Mark only an empty square. (3) Three matching marks in a line win. (4) A full grid with no line is a draw. Diagonal game: top-left X, centre X, bottom-right X. Put O in the top-middle and middle-left squares.

Reasoning

The rules block states turn order, the empty-square rule, the win condition, and the draw condition. The diagonal game satisfies the win condition on a diagonal.

Check

Read the diagonal from top-left to bottom-right and confirm all three marks are X.

Printable Paper Games

Original prompt

Task 4: Design a printable sheet layout: describe where the grid, rules block, player-name line, and filled example go, then mark a short game in which X wins on the bottom row.

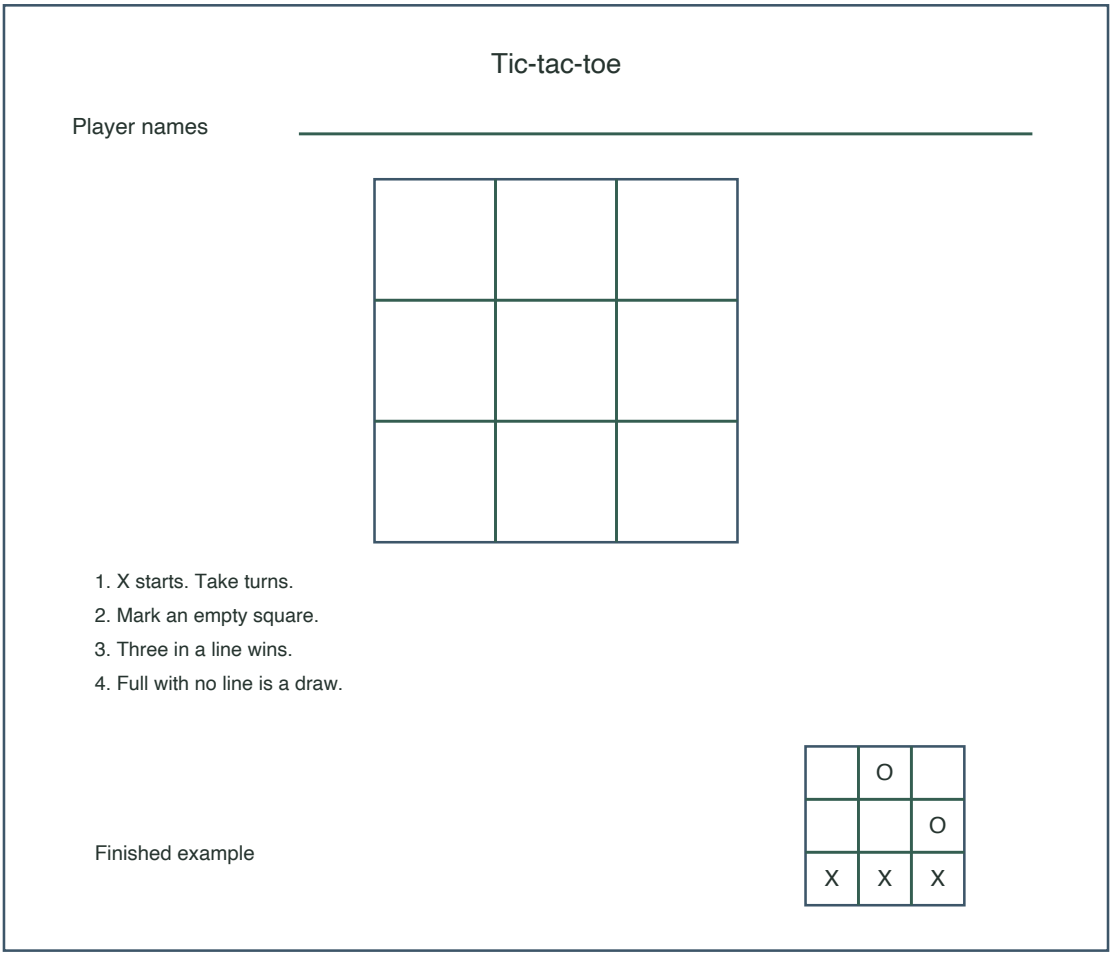

Answer

Place the title at top, player-name line under it, grid in the centre, rules block below the grid, filled example in a small box at the bottom. Put X in all three bottom cells and O in the top-middle and middle-right cells. X wins on the bottom row.

Reasoning

A printable sheet needs a clear title, a place to write names, the play grid, the rules, and a filled example so new players can see a finished game. The marked game satisfies the win condition on the bottom row.

Check

Read the bottom row left to right and confirm all three marks are X, then confirm the layout lists all four parts.