Draw Cast Shadows

Student | Task 1 of 4 | A4

Original prompt

Task 1 — Light direction. Draw a simple block on a surface lit from the upper right. Add only its cast shadow, pointing correctly away from the light.

Your drawing and check



Draw Cast Shadows

Student | Task 2 of 4 | A4

Original prompt

Task 2 — Contact shadow. Draw a small box resting on a table and add a tight, dark contact shadow where it meets the surface, without extending a long cast shadow yet.

Your drawing and check



Draw Cast Shadows

Student | Task 3 of 4 | A4

Original prompt

Task 3 — Falloff. Draw a cylinder lit from the left and give it a full cast shadow that is dark and sharp near the base and lighter and softer toward its far end.

Your drawing and check



Draw Cast Shadows

Student | Task 4 of 4 | A4

Original prompt

Task 4 — Combine. Draw a small object of your choice on a surface, choose one light direction, and show both the contact shadow and a graded cast shadow with correct falloff.

Your drawing and check

