Draw a Castle in Two-Point Perspective

Original prompt

Task 1: Draw a single castle tower in two-point perspective. Include a front corner edge, two wall planes, and a roof plane on top.

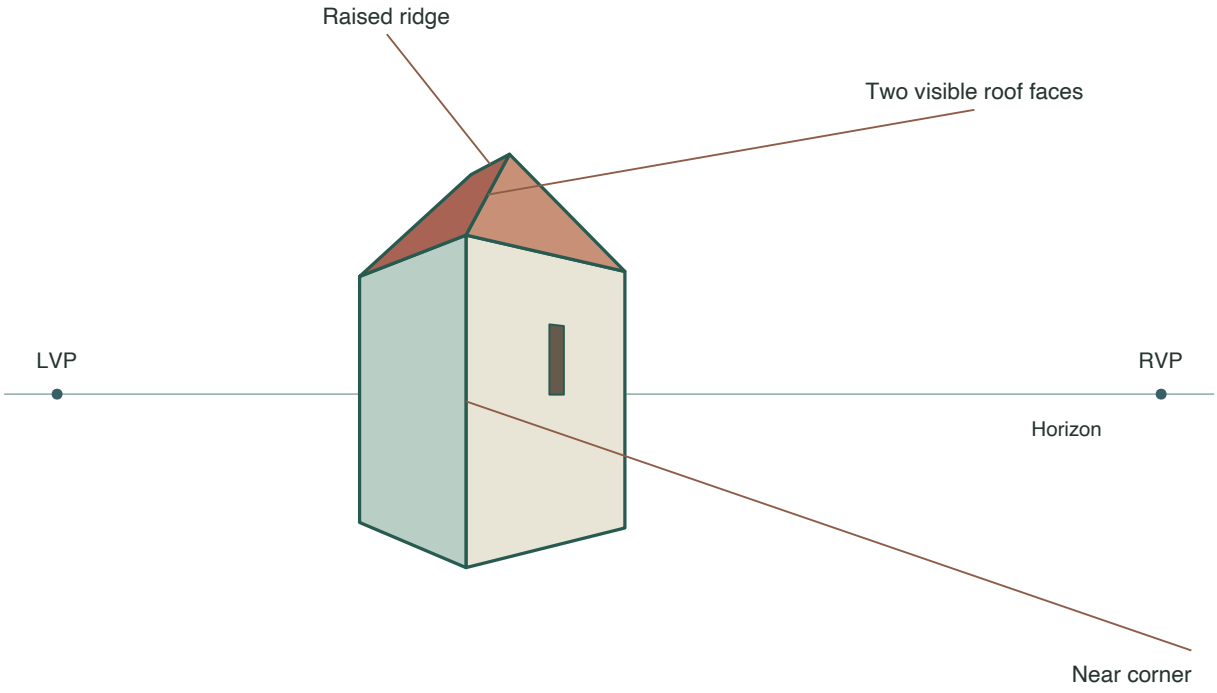

Answer

Draw the two points on a horizon and stand the near vertical corner below the roof. Build the two walls with level edges aimed at their respective points. Above the eaves build a raised ridge and join its ends to the corners. Show the visible roof face or faces.

Reasoning

The nearest corner anchors the two visible wall planes. The horizontal ridge uses one vanishing point, and the hips slope between the ridge and the eaves.

Check

Extend the horizontal edges to the appropriate point. Confirm the wall corners are upright and the roof meets the eaves.

Draw a Castle in Two-Point Perspective

Answer | Task 2 of 4 | A4

Original prompt

Task 2: Draw a castle with two connected towers of different heights, sharing a wall plane. Show corner edges and roof planes on both towers.

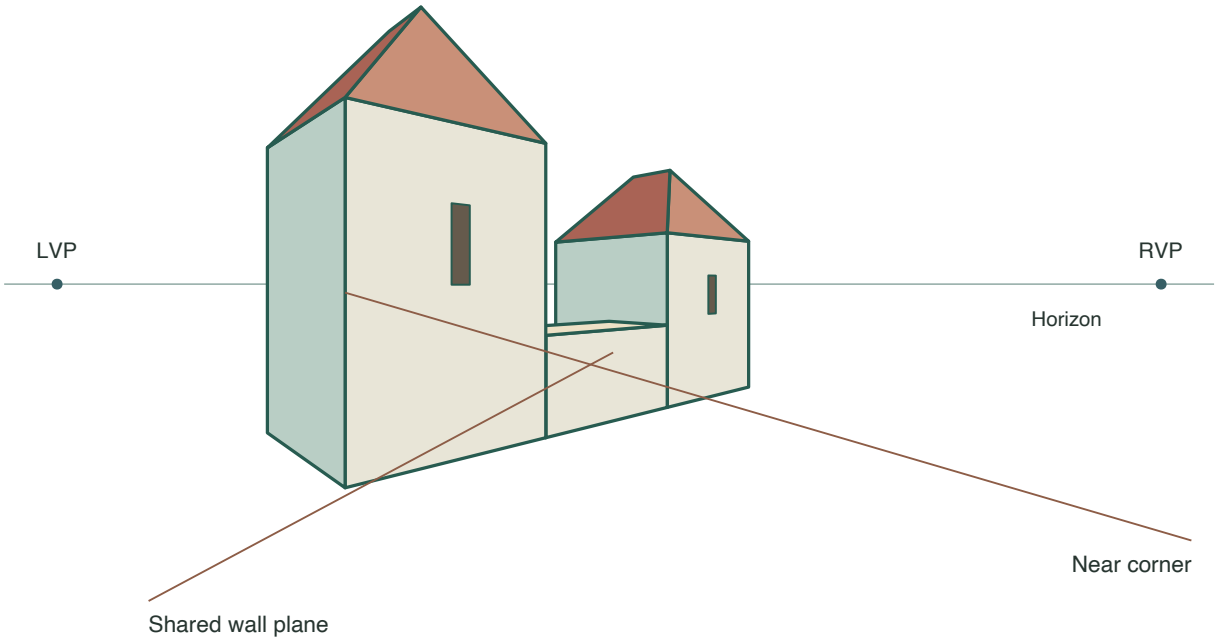

Answer

Align the front faces of the two towers on one plane. Connect them with a lower wall in that same plane, leaving the tower corners readable. Put one hipped roof above each set of eaves. The short tower starts its roof lower.

Reasoning

A lower connecting wall with the same front plane joins the towers without merging their silhouettes. Their roofs can sit at different heights and still use the same points.

Check

Follow the level connecting wall edges toward their point. Check that the two roof silhouettes are distinct and their horizontal edges share the same direction families.

Draw a Castle in Two-Point Perspective

Original prompt

Task 3: Draw a castle with a main keep and a lower curtain wall in front. Show the corner edges of the keep and the roof planes of both the keep and the curtain wall.

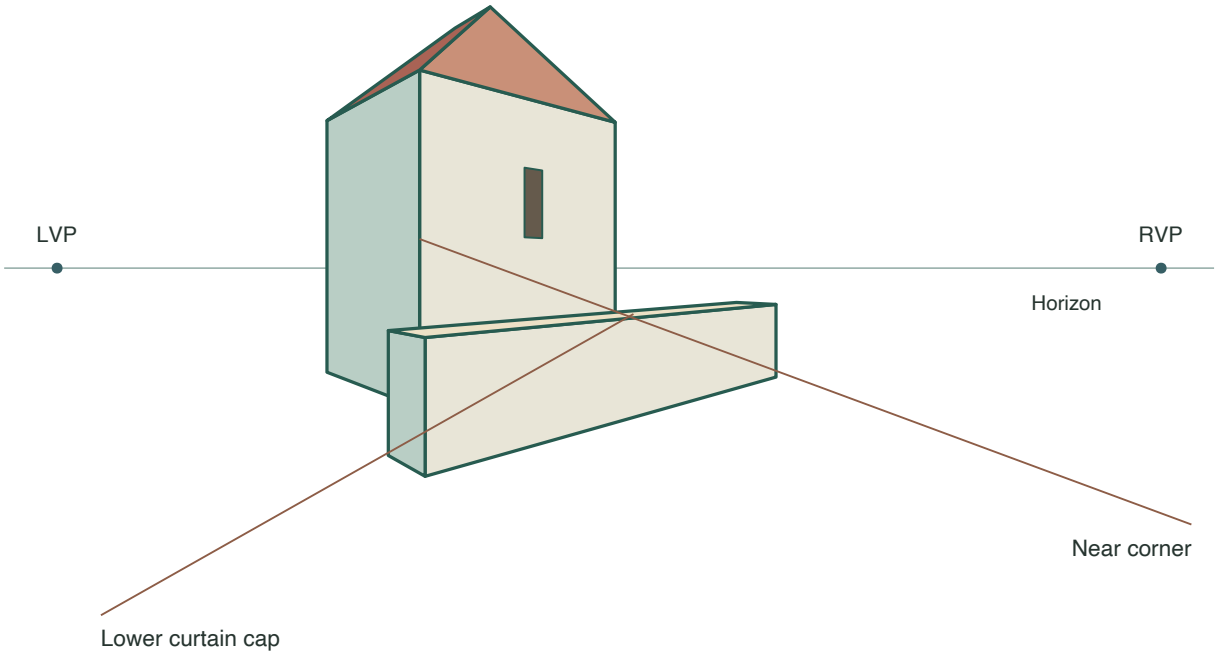

Answer

Draw the keep first with a front corner edge, two wall planes, and a roof plane. In front, draw a lower curtain wall with its own corner edges and a flat or slightly sloped roof plane. Make sure the curtain wall's top edge recedes to the same vanishing points as the keep's walls.

Reasoning

The curtain wall is lower and in front, so its corner edges are shorter and its roof plane sits below the keep's roof. Both use the same vanishing points.

Check

Check that the nearer curtain wall is lower, its visible cap is below the keep roof, and the horizontal edges of both structures use the correct points.

Draw a Castle in Two-Point Perspective

Answer | Task 4 of 4 | A4

Original prompt

Task 4: Draw a castle with a gatehouse and two flanking towers. Show corner edges, wall planes, and roof planes, and check that the nearest corner edge is the tallest.

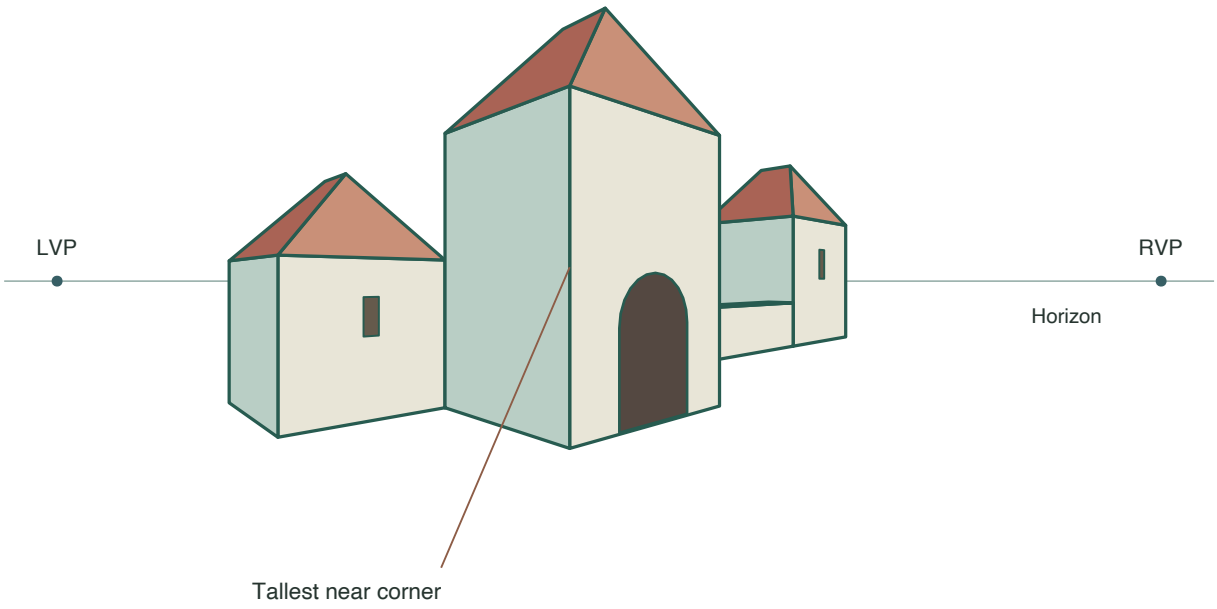

Answer

Place the gatehouse between two flanking towers and ahead of their common front plane. Give it the tallest walls in this layout. Use the same two vanishing points for the three footprints, then add the roofs and the gate opening.

Reasoning

The gatehouse corner is closest in this example and has the chosen greater wall height. Together those choices make it the tallest drawn corner. Depth alone does not set the order when wall heights differ.

Check

Compare the drawn upright wall corners from base to eave. The selected nearest gatehouse corner should be longer than each visible tower corner. Check roof attachment.