Grid Drawing Lion

Original prompt

Copy the lion's left ear and the mane curve beside it from the reference's top-left square into the matching blank square.

Reference square



Model copy



Answer

The answer copies the left-ear arc and adjacent mane curve into the matching top-left square at the same visible positions as the reference. The ear arc passes through the square but does not touch the page’s top edge, and the curve is not forced to a corner.

Reasoning

Matching edge crossings keeps the ear and mane in the same place as the reference.

Check

Compare the two top-left squares side by side. Check the ear arc and nearby mane curve against the actual reference crossings; do not expect a top-edge or corner contact.

Grid Drawing Lion

Answer | Task 2 of 4 | A4

Original prompt

Copy the lion's eye and the brow line above it from the reference's centre square into the matching blank square.

Reference square

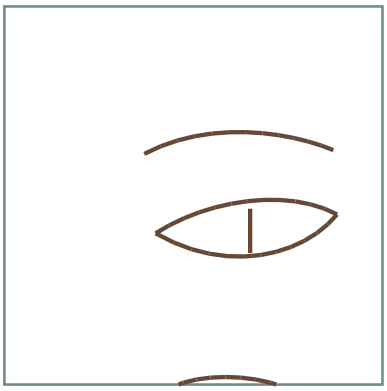

Model copy



Answer

The eye and brow sit wholly inside the center square at the same positions as in the reference; neither crosses a cell border. A small nose trace appears at the bottom of the reference square, but this task key copies only the requested eye and brow.

Reasoning

Placing the eye by its distance from the square's edges keeps it in the same spot as the reference.

Check

Compare the center squares side by side. The eye and brow should remain wholly inside the square at the same relative positions; the task asks for these features only, not the small nose trace along the reference square’s bottom edge.

Grid Drawing Lion

Answer | Task 3 of 4 | A4

Original prompt

Copy the lion's muzzle and the curve of the mane below it from the reference's lower-centre square into the matching blank square.

Reference square



Model copy



Answer

In the lower-center square, the muzzle sits above the lower mane curve. Copy both at the same positions as the reference; the mane curve crosses the left and right cell boundaries between the corners, not at the corners.

Reasoning

Following the muzzle and mane edge crossings keeps the lower face in the same place as the reference.

Check

Lay the two squares side by side and confirm the muzzle and mane edge crossings match.

Grid Drawing Lion

Original prompt

Copy the lion's right ear and the mane curve beside it from the reference's top-right square into the matching blank square.

Reference square



Model copy



Answer

The answer copies the right-ear arc and adjacent mane curve into the matching top-right square at the same visible positions as the reference. The arc passes through that square but does not touch the page's top edge, and the curve is not forced to a corner.

Reasoning

Matching edge crossings keeps the right ear and mane in the same place as the reference.

Check

Compare the two top-right squares side by side. Check the actual ear-arc shape and nearby mane crossings; neither the arc nor mane curve is required to touch the page top or a square corner.