Draw Contrast

Student | Task 1 of 4 | A4

Original prompt

Task 1: Draw a light-dark pair using a simple stone as the subject. Left box: a mostly light stone. Right box: a mostly dark stone. Keep the stone shape the same in both boxes.



Your pair labels or observations

Draw Contrast

Student | Task 2 of 4 | A4

Original prompt

Task 2: Draw a texture pair using a simple leaf as the subject. Left box: a smooth leaf. Right box: a rough leaf. Keep the leaf outline the same in both boxes.



Your pair labels or observations

Draw Contrast

Student | Task 3 of 4 | A4

Original prompt

Task 3: Draw a combined plate with one light-dark pair and one texture pair, using a piece of cloth as the subject. Label the pairs in your own words.



Your pair labels or observations

Draw Contrast

Student | Task 4 of 4 | A4

Original prompt

Task 4: Draw a contrast plate with two light-dark pairs and two texture pairs, using two different simple subjects. Then write one sentence explaining which pair has the strongest contrast and why.



Your comparison sentence