Draw Contrast

Answer | Task 1 of 4 | A4

Original prompt

Task 1: Draw a light-dark pair using a simple stone as the subject. Left box: a mostly light stone. Right box: a mostly dark stone. Keep the stone shape the same in both boxes.

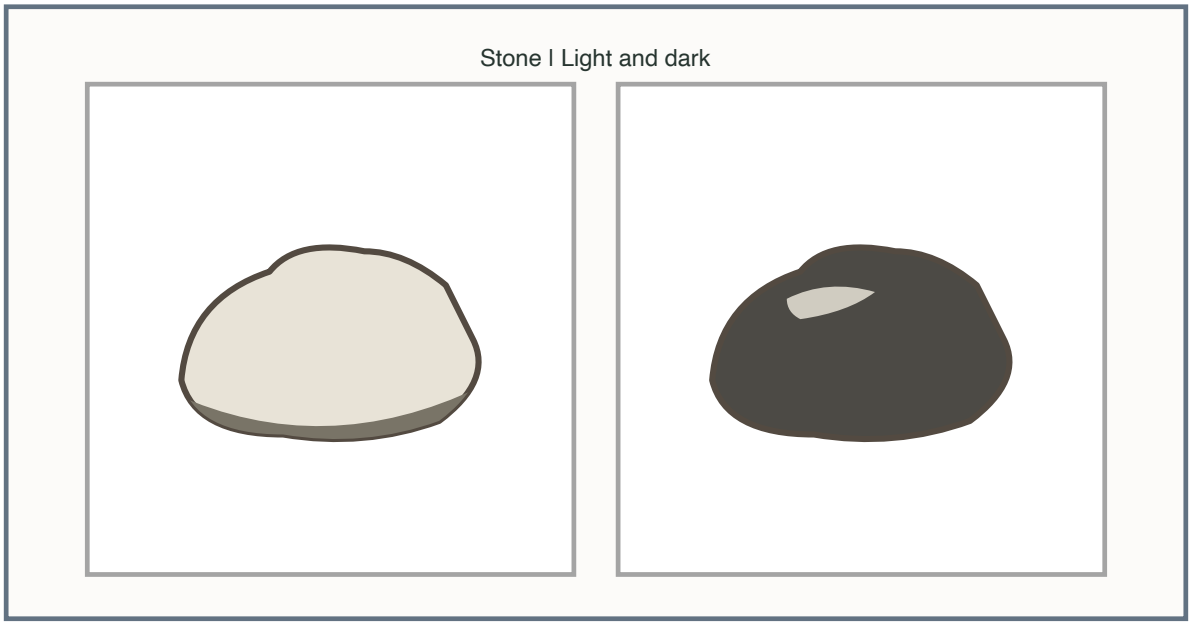

Answer

A correct answer shows two boxes side by side. Each box contains the same stone outline. The left stone is filled mostly with light value, with only a small dark area for a shadow. The right stone is filled mostly with dark value, with a small light area for a highlight. The two stones are clearly different in value when compared.

Reasoning

The task asks for a light-dark pair, so the main difference must be value. Keeping the shape the same makes the value difference the focus. A small shadow or highlight in each box keeps the drawing readable without weakening the contrast.

Check

Step back from the page. The left stone should read as light and the right stone as dark. If both look similar in value, darken the right stone or lighten the left stone.

Draw Contrast

Answer | Task 2 of 4 | A4

Original prompt

Task 2: Draw a texture pair using a simple leaf as the subject. Left box: a smooth leaf. Right box: a rough leaf. Keep the leaf outline the same in both boxes.

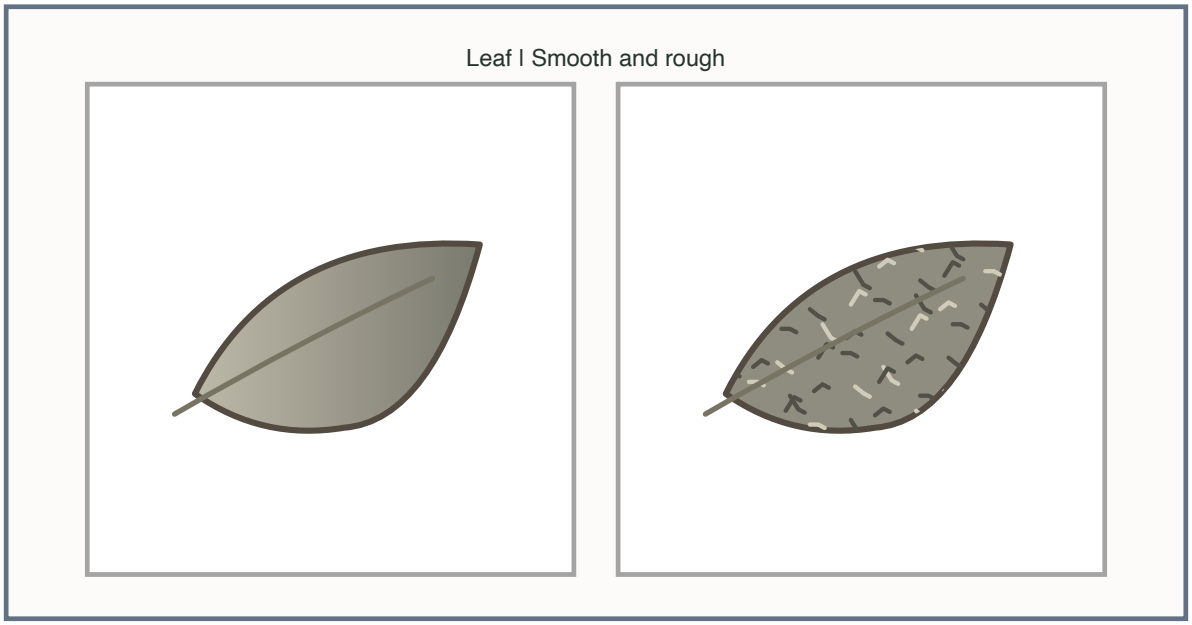

Answer

A correct answer shows two boxes side by side. Each box contains the same leaf outline. The left leaf is drawn with smooth, even shading and clean edges. The right leaf is drawn with broken, repeated marks or small uneven shapes that make the surface look rough. The two leaves are clearly different in texture when compared.

Reasoning

The task asks for a texture pair, so the main difference must be surface quality. Keeping the outline the same makes the texture difference the focus. Smooth shading and rough marks are two clearly different ways to draw texture.

Check

Look at each leaf separately. The left should look smooth and the right should look rough. If both look similar, add more repeated marks to the rough leaf or smooth the shading on the smooth leaf.

Draw Contrast

Original prompt

Task 3: Draw a combined plate with one light-dark pair and one texture pair, using a piece of cloth as the subject. Label the pairs in your own words.

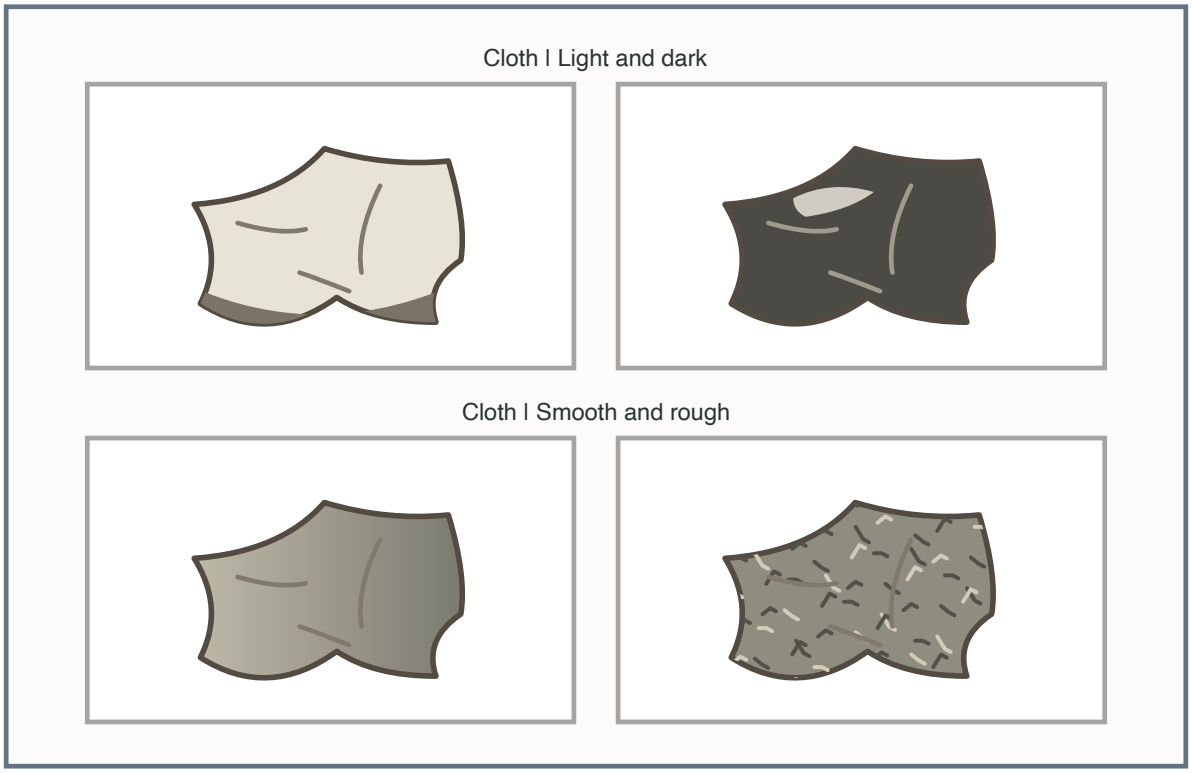

Answer

A correct answer shows four boxes arranged as two pairs. The first pair is light-dark: one cloth mostly light, one cloth mostly dark, with the same cloth shape in both boxes. The second pair is texture: one cloth smooth, one cloth rough, with the same cloth shape in both boxes. The labels name which pair is light-dark and which is texture.

Reasoning

The task asks for both kinds of contrast on one plate. Separating the pairs into light-dark and texture keeps each comparison clear. Using the same subject for all four boxes keeps the plate consistent.

Check

Check that each pair contains the same subject shape and that the difference within each pair is easy to see. Check that the labels match the pairs.

Draw Contrast

Answer | Task 4 of 4 | A4

Original prompt

Task 4: Draw a contrast plate with two light-dark pairs and two texture pairs, using two different simple subjects. Then write one sentence explaining which pair has the strongest contrast and why.

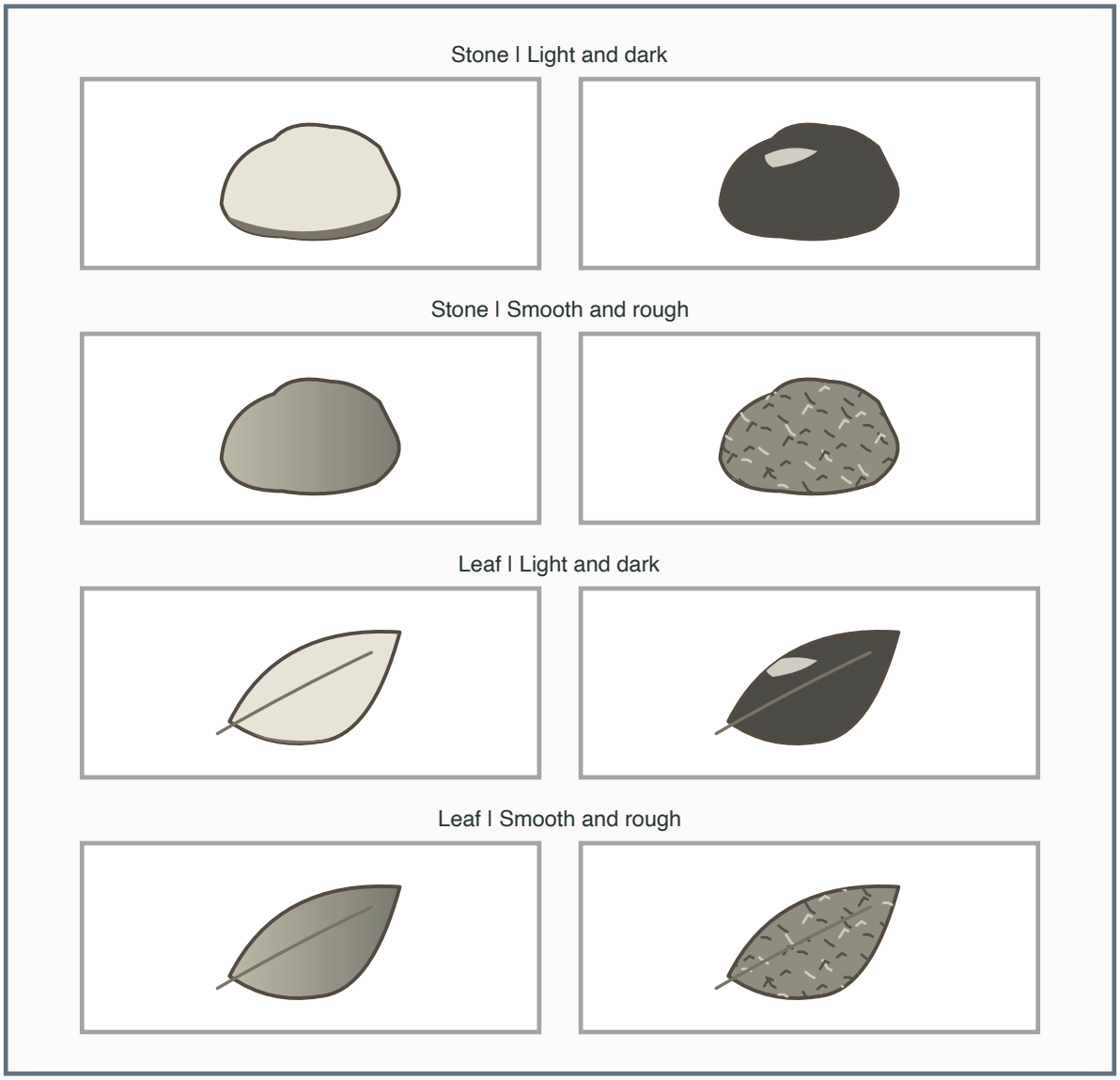

Answer

The model plate has four pairs: light and dark stones, smooth and rough stones, light and dark leaves, and smooth and rough leaves. Each pair repeats the same outline in two boxes. Example sentence: The stone value pair shows the strongest contrast because its pale and charcoal bodies still separate clearly when I squint.

Reasoning

The task asks for a fuller plate with more pairs and a short written check. Using two subjects shows that the contrast method works for different shapes. The sentence requires the learner to compare pairs and identify the clearest difference.

Check

Step back from the plate. Each pair should still show a clear difference. The written sentence should match the pair that looks most different.