Patterned Paper

Answer | Task 1 of 4 | A4

Original prompt

Task 1: Draw a printable patterned paper sheet using a small leaf motif in a straight repeat across two rows and three columns. Keep spacing equal and rows aligned.



Answer

The sheet shows the same small leaf in each of six cells arranged in two rows and three columns. Spacing is equal along each row and the second row aligns with the first.

Reasoning

A single leaf motif repeated on a regular grid produces a predictable, even pattern that reads as decorative paper.

Check

Check that every leaf is the same size and shape, that spacing along each row is even, and that the two rows line up.

Patterned Paper

Answer | Task 2 of 4 | A4

Original prompt

Task 2: Draw a printable patterned paper sheet using a rounded diamond motif in a straight repeat across three rows and three columns. Keep the motif identical in every cell.

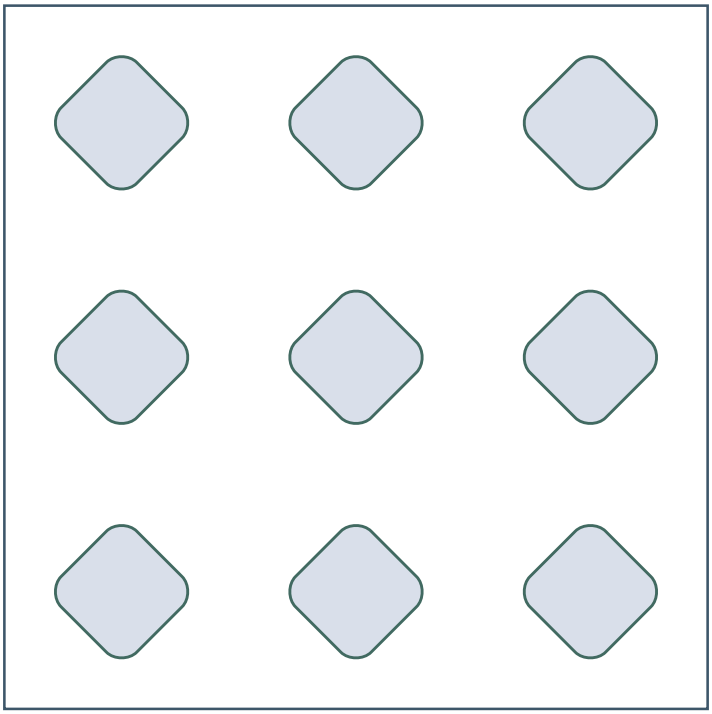

Answer

The sheet shows the same rounded diamond in each of nine cells arranged in three rows and three columns, with equal spacing and aligned rows.

Reasoning

Repeating one identical motif on a square grid keeps the pattern even and makes the sheet look like continuous paper.

Check

Compare motifs across the sheet for identical shape and size, then check row spacing and column alignment.

Patterned Paper

Original prompt

Task 3: Draw a printable patterned paper sheet using a small four-petal flower motif in a straight repeat across two rows and four columns. Keep spacing equal and rows aligned.



Answer

The sheet shows the same four-petal flower in each of eight cells arranged in two rows and four columns, with equal spacing and aligned rows.

Reasoning

A wider row of repeats tests whether spacing stays even across a longer run while the rows remain aligned.

Check

Look along each row for even spacing across all four columns, then confirm the second row aligns with the first.

Patterned Paper

Original prompt

Task 4: Draw a printable patterned paper sheet using a small leaf motif in a straight repeat across three rows and two columns. Then check the sheet by imagining it tiled beside a copy.

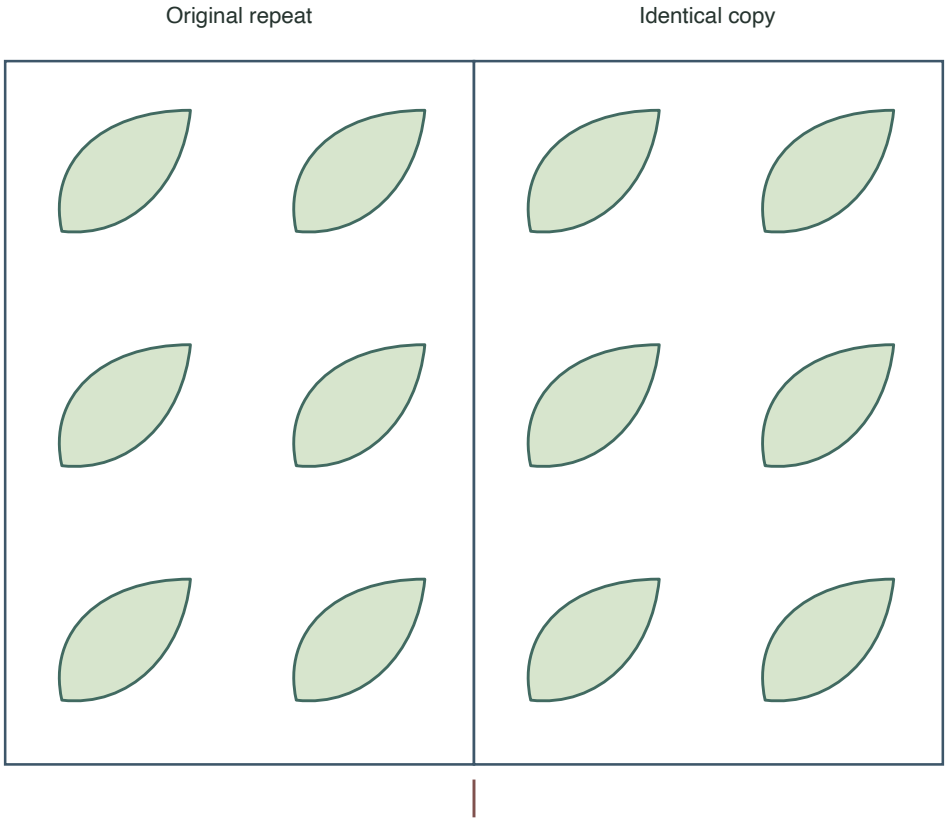

Answer

A sheet with two identical leaf motifs across each of three aligned rows. Set each outside edge half a step from the nearest center. Join a matching copy at the side; the distance between the two centers across the seam equals one interior step.

Reasoning

On either side of the seam the closest center sits half a step from the edge. Two adjacent half steps make the same distance as one step within a row.

Check

Align two copies on the same baseline and bring their design boundaries together. Check that the two motif centers across the join are separated by the same distance as adjacent centers within a sheet.