Frog Grid Drawing

Answer | Task 1 of 4 | LETTER

Original prompt

Task 1: Copy the frog's eye and the surrounding head squares from the gridded reference into the blank grid.

Reference grid



Model copy

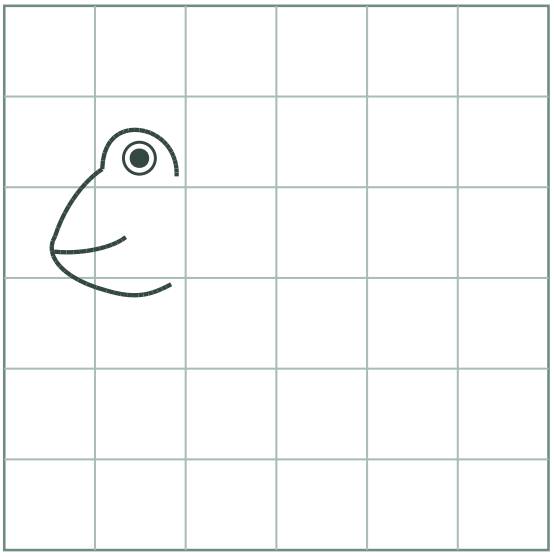

Answer

The eye appears in the same square as the reference, with the pupil and ring in matching positions. The head outline crosses the same square edges, and the surrounding squares show the same head curve.

Reasoning

The eye is a clear landmark, so starting there anchors the rest of the head.

Check

Compare the eye square and its four neighbours against the reference; the eye should sit in the same place within its square.

Frog Grid Drawing

Original prompt

Task 2: Copy the frog's front legs, square by square, from the reference into the blank grid.

Reference grid



Model copy

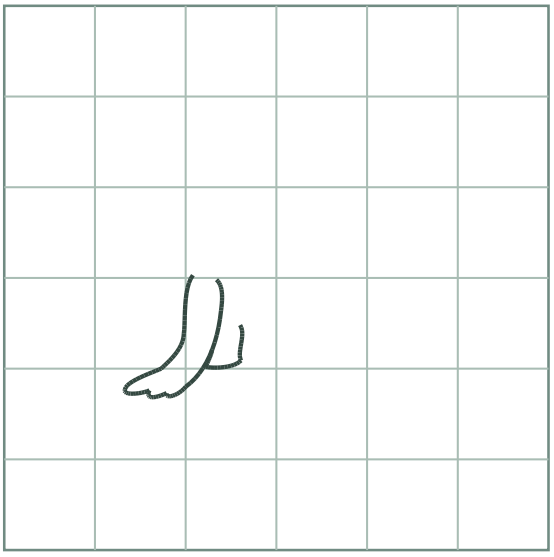

Answer

Transfer the visible outline of the nearer foreleg and the smaller foot partly hidden behind it. Keep both in the same cells and copy the actual toes and joining points from the reference.

Reasoning

Legs cross several squares, so copying each square in turn keeps the joints and toes aligned.

Check

Trace each leg square by square on both drawings; the toes should end in the same squares.

Frog Grid Drawing

Original prompt

Task 3: Copy the frog's back legs and the lower body outline from the reference into the blank grid.

Reference grid



Model copy

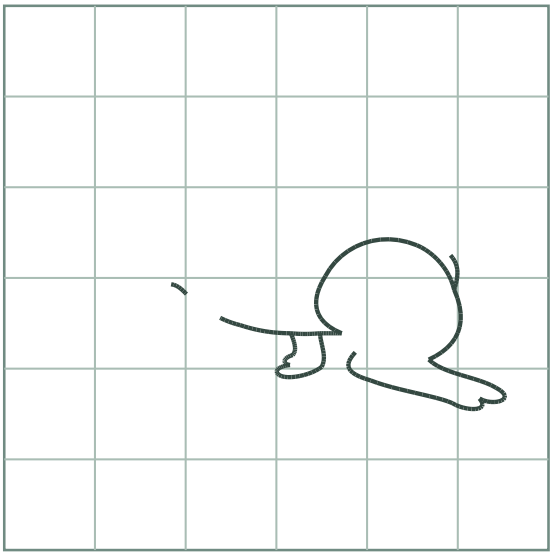

Answer

Copy the large folded near hind leg and its foot on the right, plus the smaller far hind foot below the belly. Transfer the visible lower body contour in the same cells, leaving the short interruption where the foreground foreleg hides it.

Reasoning

The two visible hind shapes differ in size. Tracking their grid positions preserves that relationship and the meeting points along the belly.

Check

Compare the lower half square by square; the body outline and leg curves should cross the same edges.

Frog Grid Drawing

Answer | Task 4 of 4 | LETTER

Original prompt

Task 4: Complete the whole frog on the blank grid, then compare it to the gridded reference and correct any square that is misplaced.

Reference grid



Model copy

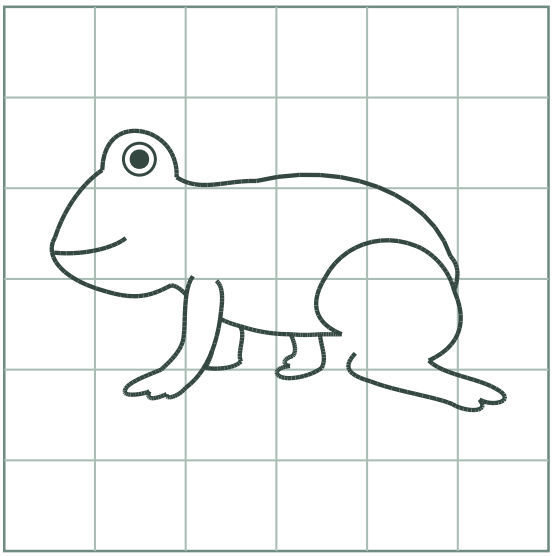

Answer

The completed frog matches the reference in outline, facing direction, and landmark positions. For example, if the eye was drawn in row 2, column 3, move the pupil and ring to row 2, column 2 and compare the nearby head contour again. Leave cells empty wherever they are empty in the reference.

Reasoning

A full square-by-square comparison catches drift and confirms the transfer is faithful.

Check

Cover all but one square of both drawings and compare each square in turn; correct any square where the content differs.