Frog Grid Drawing

Reference | Original reference and blank grid | LETTER

Look for the cells that hold each landmark. Leave a cell empty when the reference is empty.

Reference grid

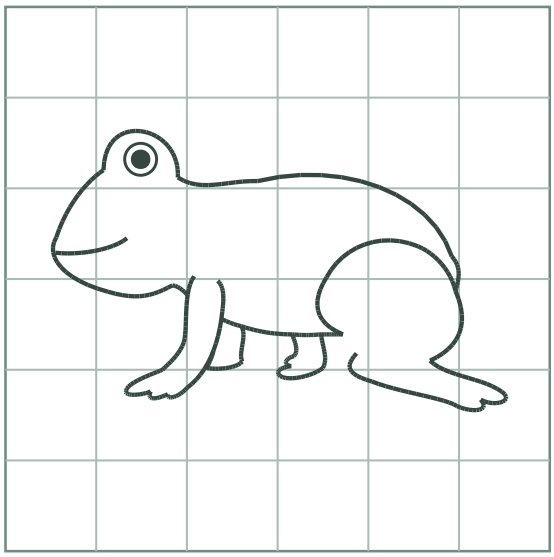

Your copy

Frog Grid Drawing

Reference | Worked example | LETTER

Original prompt

Using the gridded frog reference, copy the eye and the top of the head into the matching squares of a blank grid, square by square.

Reference grid



Model copy

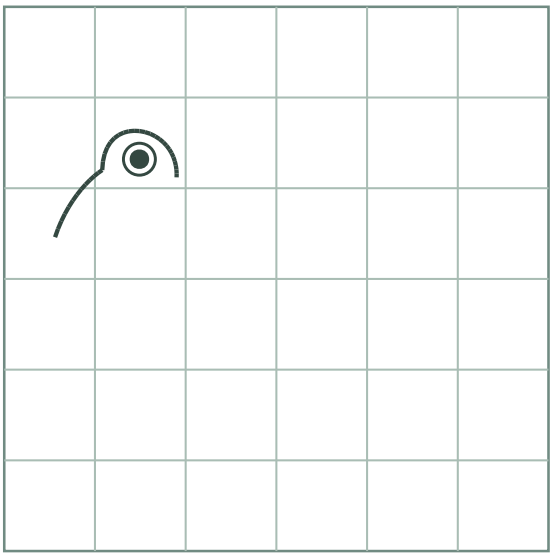

Answer

In row 2, column 2, copy the dark pupil and its light ring. Copy the upper head contour where it passes through the matching squares around the eye. Leave the lower head edge and the legs for later tasks, then check the transferred crossings beside the reference.

Reasoning

Copying one square at a time keeps each landmark in its correct position and prevents the eye or head from drifting out of proportion.

Check

Set the two grids side by side. Compare row 2, column 2 for the eye, and check the crossings of the upper head contour in the adjacent squares. Leave the other features unfilled for this example.