Light Blue A4 Paper

Answer | Task 1 of 4 | LETTER

Original prompt

Task 1: draw a light-blue A4 sheet with a plain margin frame and no ruling.



A4 layout shown at 47% | example margin 20 mm

Answer

Portrait A4 outline, pale blue fill, closed margin frame inside the edge, empty writing area.

Reasoning

Plain ruling means the writing area is left empty; the frame still defines the margin.

Check

Confirm the frame is closed and the writing area contains no lines.

Light Blue A4 Paper

Answer | Task 2 of 4 | LETTER

Original prompt

Task 2: draw a light-blue A4 sheet with a margin frame and horizontal ruling.



A4 layout shown at 47% | example margin 20 mm

Answer

Portrait A4 outline, pale blue fill, closed frame, evenly spaced horizontal lines inside the frame.

Reasoning

Horizontal ruling gives writing guides while the frame keeps the margin clear.

Check

Confirm lines are horizontal, evenly spaced, and stop at the frame.

Light Blue A4 Paper

Answer | Task 3 of 4 | LETTER

Original prompt

Task 3: draw a light-blue A4 sheet with a margin frame and a square grid inside the frame.



A4 layout shown at 47% | example margin 20 mm

Answer

Portrait A4 outline, pale blue fill, closed frame, square grid filling only the writing area.

Reasoning

A grid ruling uses crossing lines at equal spacing; the frame bounds the grid.

Check

Confirm grid squares look equal and the grid does not cross the frame.

Light Blue A4 Paper

Answer | Task 4 of 4 | LETTER

Original prompt

Task 4: draw a light-blue A4 sheet with a margin frame and a dot ruling inside the frame.



A4 layout shown at 47% | example margin 20 mm

Answer

Portrait A4 outline, pale blue fill, closed frame, evenly spaced dots inside the writing area.

Reasoning

Dot ruling marks positions without continuous lines; the frame still bounds the area.

Check

Confirm dots are evenly spaced and none fall outside the frame.