Dog Grid Drawing

Reference | Original reference and blank grid | A4

Look for the cells that hold each landmark. Leave a cell empty when the reference is empty.

Reference grid

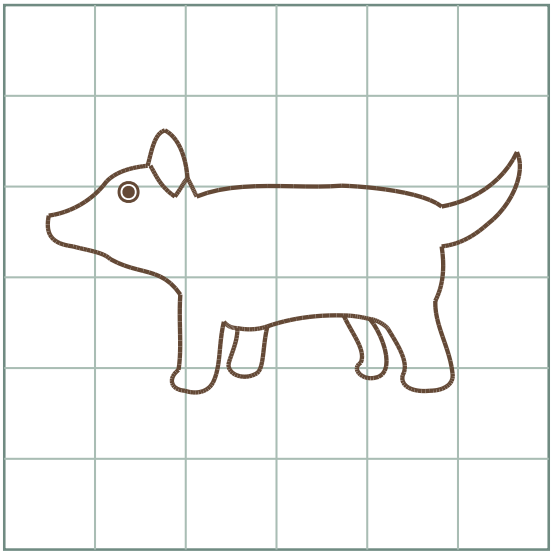

Your copy



Dog Grid Drawing

Reference | Worked example | A4

Original prompt

Copy the head region of the gridded dog reference onto the matching squares of the blank grid, then check that the muzzle and ear segments join as they do on the reference.

Reference grid

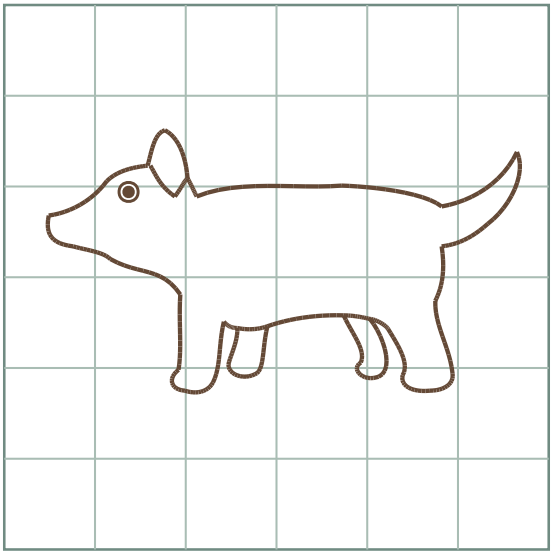

Model copy

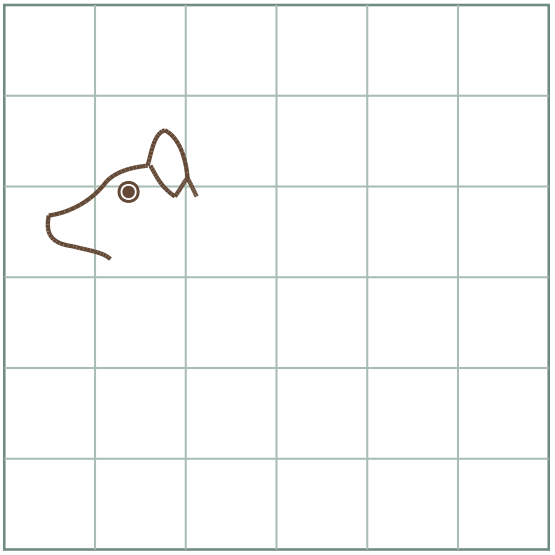

Answer

Copy the muzzle at the left and follow its top contour through the forehead to the ear. Use the actual crossings and the visible join of the forehead and ear. Leave the chest, trunk, legs and tail out of this partial answer.

Reasoning

The entry and exit points within each occupied square determine where adjoining segments meet on the copy.

Check

Compare the muzzle, forehead and ear cells side by side. Check the crossings and the visible joins. The ear tip stays in the same cell as on the reference.