Printable Pattern Paper

Reference l 100% reference size library l A4

Page 1 of 2: S and M l complete outlines at 100%

S and M are separate pieces; each dashed outline is 6 mm outside its solid line.

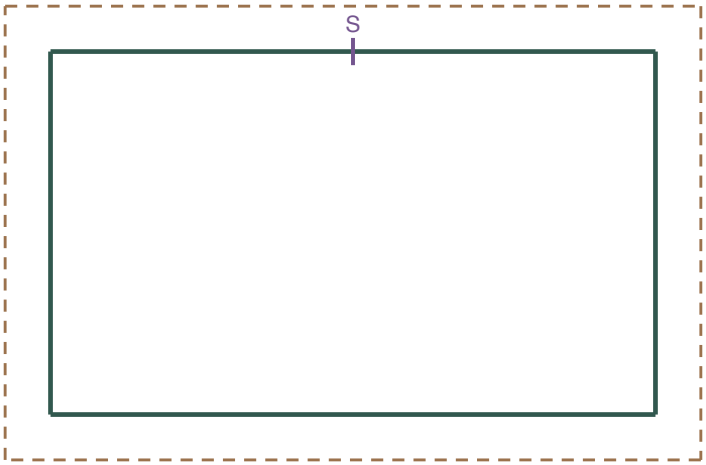

S drafting 80 × 48 mm l outside allowance 92 × 60 mm

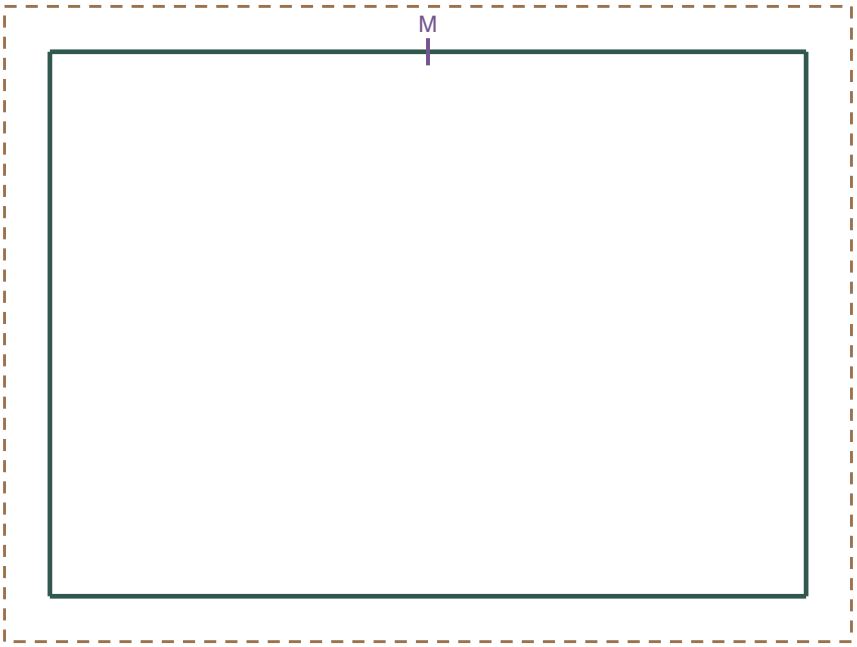

M drafting 100 × 72 mm l outside allowance 112 × 84 mm



50 mm l print at 100%

Printable Pattern Paper

Reference | 100% reference size library | A4

Page 2 of 2: L | complete outline at 100%

Worked diagram

The worked M diagram is on Reference page 1 above; the L-size outline is shown below.

Worked prompt

The worked example shows the complete M rectangle with one M tick at the top midpoint, a dashed allowance 6 mm perpendicular to each side, and a 50 mm calibration bar.

Answer

A 100 × 72 mm M drafting rectangle with one centred M tick on its top edge, plus a dashed allowance rectangle 6 mm perpendicular to each side (112 × 84 mm overall). The 50 mm calibration bar is the print-scale check.

Reasoning

The selected M outline is a 100 × 72 mm rectangle. Offsetting every side outward by 6 mm adds 12 mm to each overall dimension, giving a 112 × 84 mm allowance outline; the top-centre tick identifies the size being copied.

Check

Measure the M drafting outline as 100 × 72 mm and the outer allowance outline as 112 × 84 mm. Check a 6 mm perpendicular gap at each side, clean meeting corners, and a 50 mm calibration bar on the printed page.



L drafting 120 × 96 mm | outside allowance 132 × 108 mm



50 mm | print at 100%