Printable Pattern Paper

Student | Task 1 of 4 | A4

Original prompt

Task 1: On the blank sheet, mark which line is the drafting line and which is the seam-allowance line.

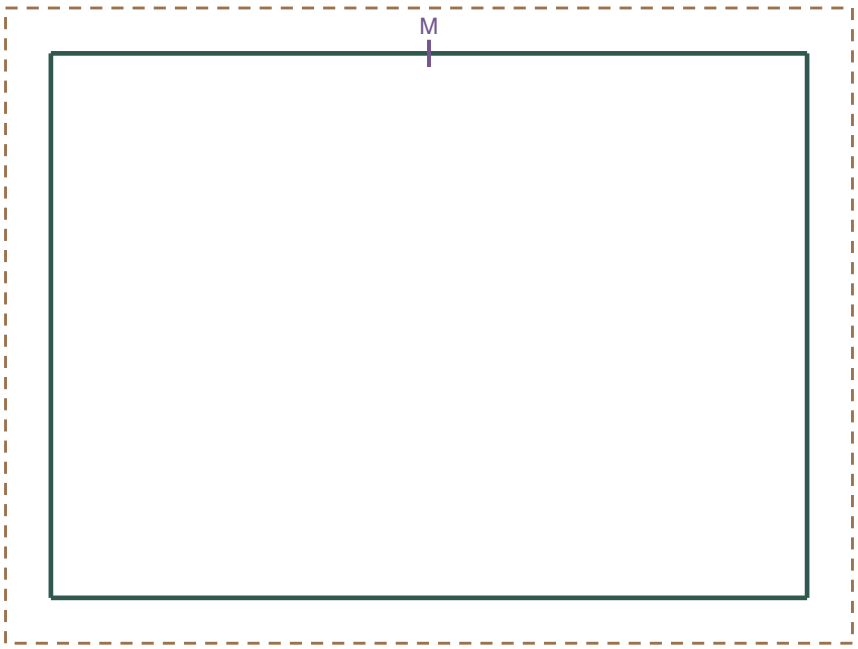

50 mm calibration bar

50 mm | print at 100%

Solid outline = _____

Dashed outline = _____

Printable Pattern Paper

Student | Task 2 of 4 | A4

Original prompt

Task 2: Copy the drafting line for size M from the sheet onto your own paper.

Given M reference

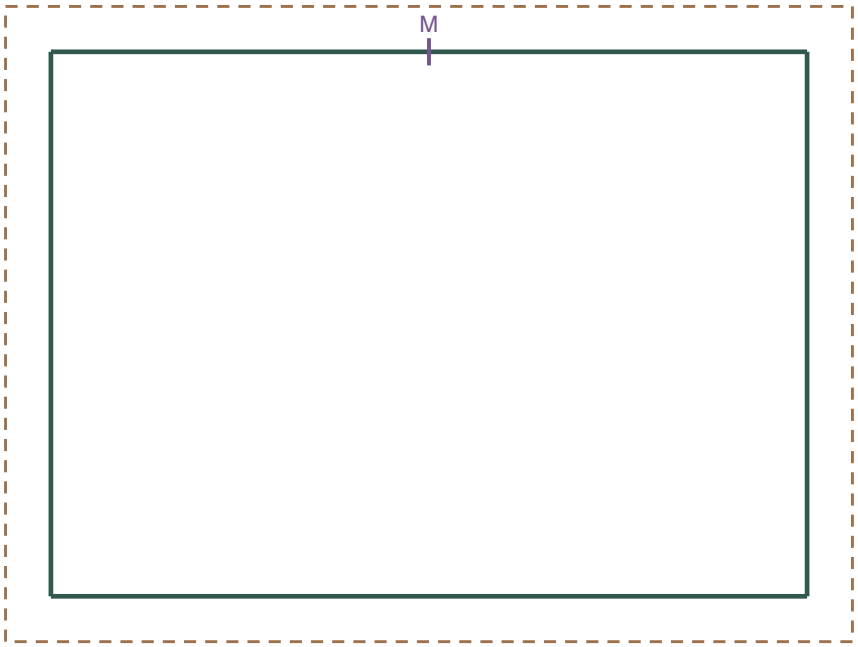

Unfilled work area: 135 × 96 mm | no M copy or allowance is preprinted



50 mm | print at 100%

Printable Pattern Paper

Student | Task 3 of 4 | A4

Original prompt

Task 3: Add a seam-allowance line outside your copied M drafting line at the sheet's offset.

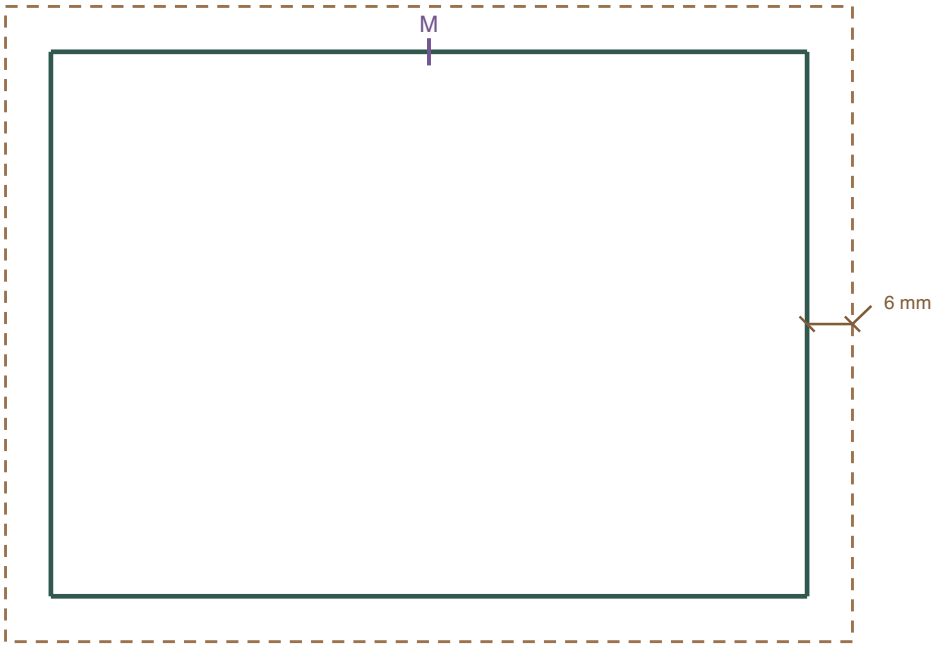

Unfilled work area: 135 × 96 mm | no M copy or allowance is preprinted

50 mm | print at 100%

Printable Pattern Paper

Student | Task 4 of 4 | A4

Original prompt

Task 4: Check your finished copy against the sheet and note any mismatch.

Given M reference

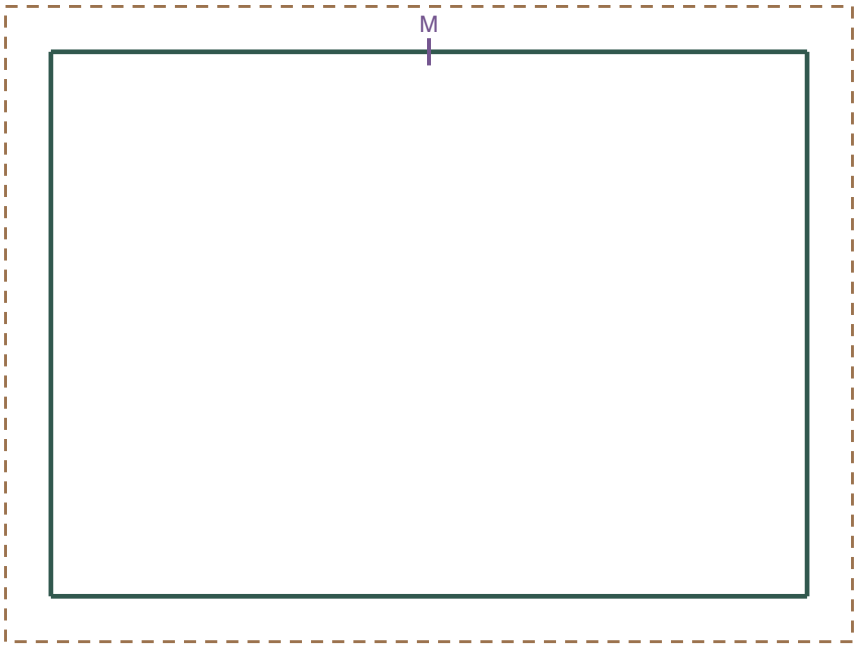

Unfilled work area: 135 × 96 mm | no M copy or allowance is preprinted



50 mm | print at 100%