Draw a One-Point Perspective Art Gallery

Student | Task 1 of 4 | LETTER

Original prompt

Task 1: Draw the eye level, one vanishing point, and the near and far rectangles of a gallery corridor, with the converging wall and floor lines joining them.

Your gallery construction

Draw a One-Point Perspective Art Gallery

Student | Task 2 of 4 | LETTER

Original prompt

Task 2: On a corridor plate that already has an eye level, one vanishing point, a near rectangle and a far rectangle with four converging lines, hang three frames on the left wall so each is smaller and closer to the vanishing point than the one in front.

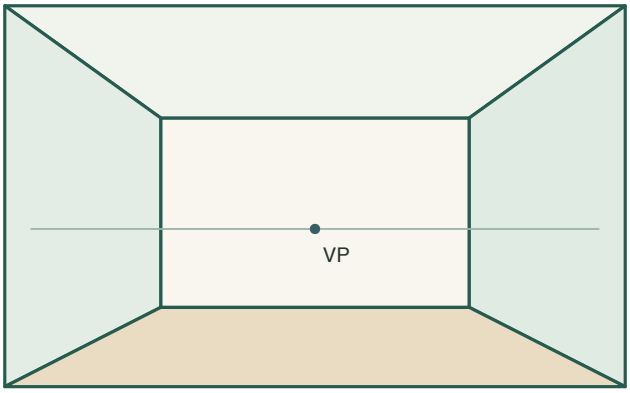

Your gallery construction

Draw a One-Point Perspective Art Gallery

Student | Task 3 of 4 | LETTER

Original prompt

Task 3: On the supplied empty corridor plate, hang three frames on each side wall. Add one separate framed picture to the flat back wall, then check that the side-wall depth edges still meet the marked point.

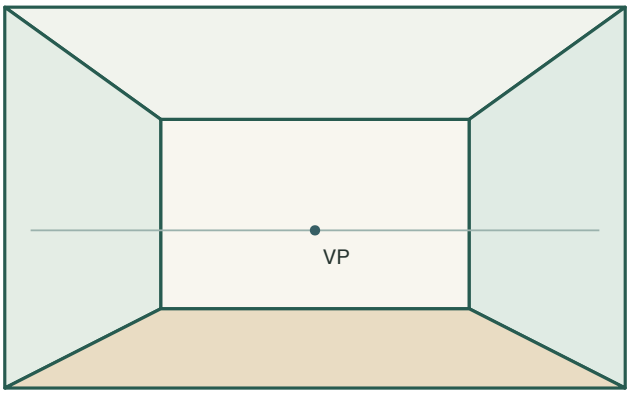

Your gallery construction

Draw a One-Point Perspective Art Gallery

Student | Task 4 of 4 | LETTER

Original prompt

Task 4: Redraw the worked plate from this pack with the point shifted right on the same eye-level line. Rebuild the two corridor rectangles and three frames on each side so the corresponding depth lines meet the new point.

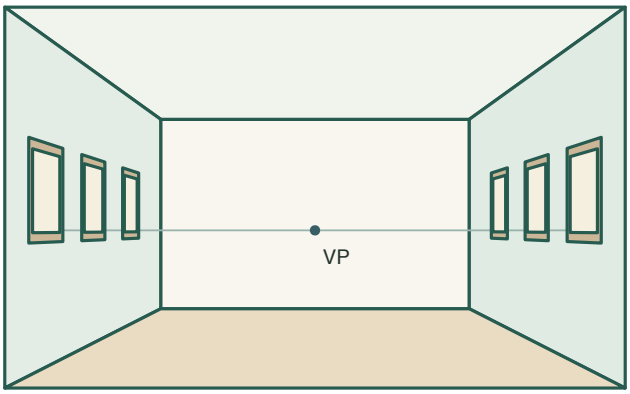

Your gallery construction