Draw Text in One-Point Perspective

Student | Task 1 of 4 | A4

Original prompt

Task 1: Draw a single block letter T in one-point perspective. Mark the horizon and vanishing point, draw the front T, project its corners to the vanishing point, and complete the back face.

Your construction and check



Draw Text in One-Point Perspective

Student | Task 2 of 4 | A4

Original prompt

Task 2: Draw two letters, H and I, side by side on the same front plane, both receding to the same vanishing point. Keep their depth distances equal and check that all depth edges aim at the one point.

Your construction and check

Draw Text in One-Point Perspective

Student | Task 3 of 4 | A4

Original prompt

Task 3: The flat front-plane word CAT is supplied in the task figure. Redraw it as a one-point perspective lettering plate, using that flat word as your front-plane reference.



Given front-plane word

Your construction and check

Draw Text in One-Point Perspective

Student | Task 4 of 4 | A4

Original prompt

Task 4: The task figure supplies a finished perspective lettering plate that contains three alignment errors. Mark the three errors, then correct them so every depth edge meets the vanishing point and the back faces stay parallel.

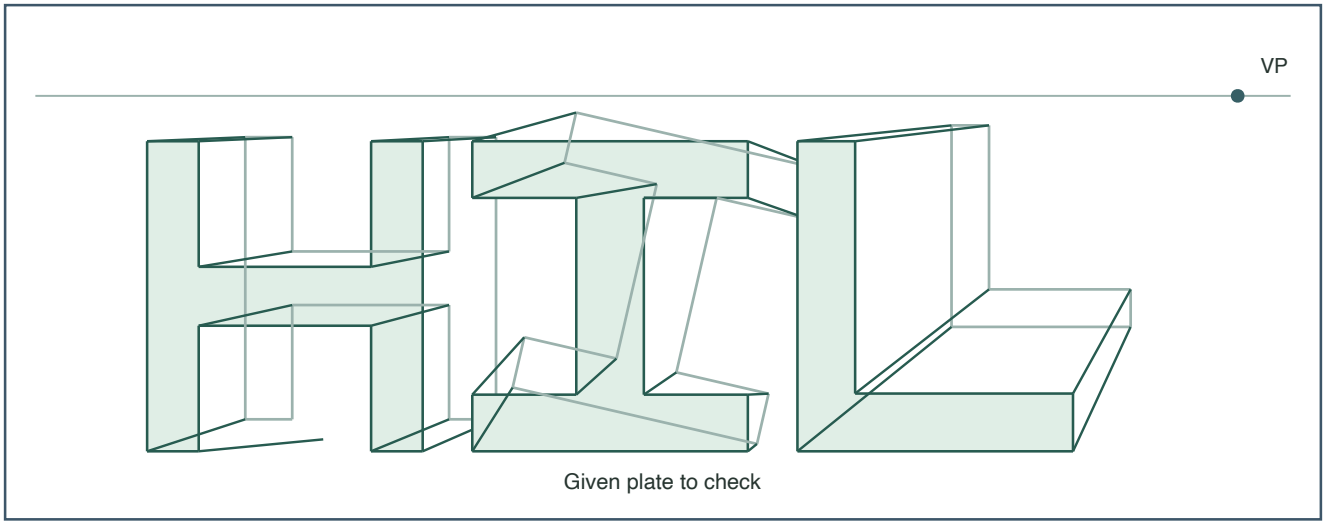

Given plate to check

Your construction and check