Perspective Drawing Studies

Answer | Task 1 of 4 | A4

Original prompt

Task 1: Draw a horizon line low on the sheet with two vanishing points, and construct a single box sitting above the horizon. Show its underside and check convergence.

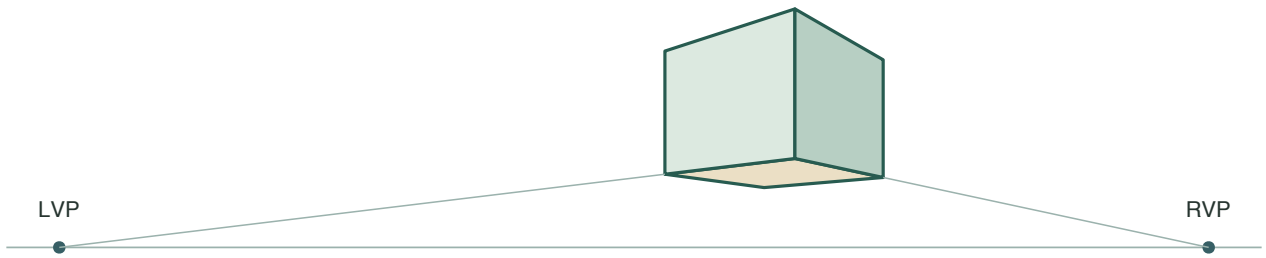

Low horizon and visible underside

Answer

A correct drawing has a low horizon line, two vanishing points on it, and a box above it whose visible underside has receding edges converging down to the two points; extended edges meet at those points.

Reasoning

A box above the horizon is seen from below, so its underside is visible and receding edges descend toward the vanishing points.

Check

Extend the underside edges; both must meet their vanishing points on the horizon.

Perspective Drawing Studies

Answer I Task 2 of 4 I A4

Original prompt

Task 2: Draw a horizon line high on the sheet with two vanishing points, and construct a single box below the horizon. Show its top face and check convergence.

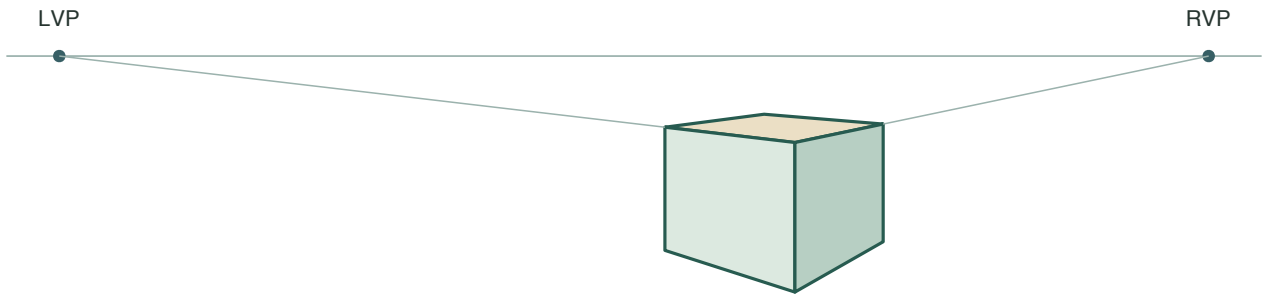

High horizon and visible top

Answer

A correct drawing has a high horizon line, two vanishing points, and a box below it whose visible top face has receding edges converging up to the points; extended edges meet at those points.

Reasoning

A box below the horizon is seen from above, so its top is visible and receding edges rise toward the vanishing points.

Check

Extend the top-face edges; both must meet their vanishing points on the horizon.

Perspective Drawing Studies

Original prompt

Task 3: Draw a horizon line through the middle of the sheet and construct a box that crosses it, so the horizon passes through the box's vertical side faces. Check convergence.

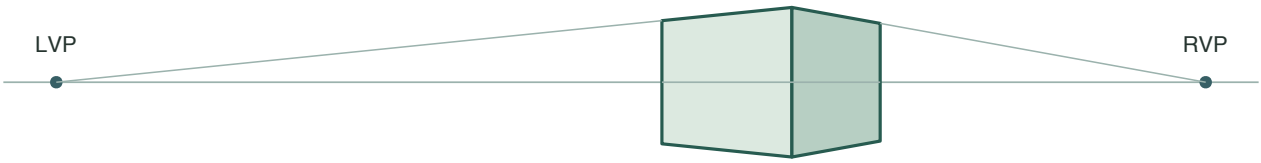

Eye level crosses the two walls

Answer

The horizon passes through both vertical side faces. The top edges lie above the horizon and bottom edges lie below it. Neither horizontal face is visible.

Reasoning

The viewer is lower than the top and higher than the bottom. The solid box hides both horizontal faces from this point of view.

Check

Extend each wall edge in its own direction to its point. Check that the horizon crosses two upright walls and that neither horizontal face is shaded as visible.

Perspective Drawing Studies

Answer I Task 4 of 4 I A4

Original prompt

Task 4: Draw a horizon line and two vanishing points, then construct two boxes at different heights — one above and one below the horizon — and check that each box's receding edges meet the correct vanishing point.

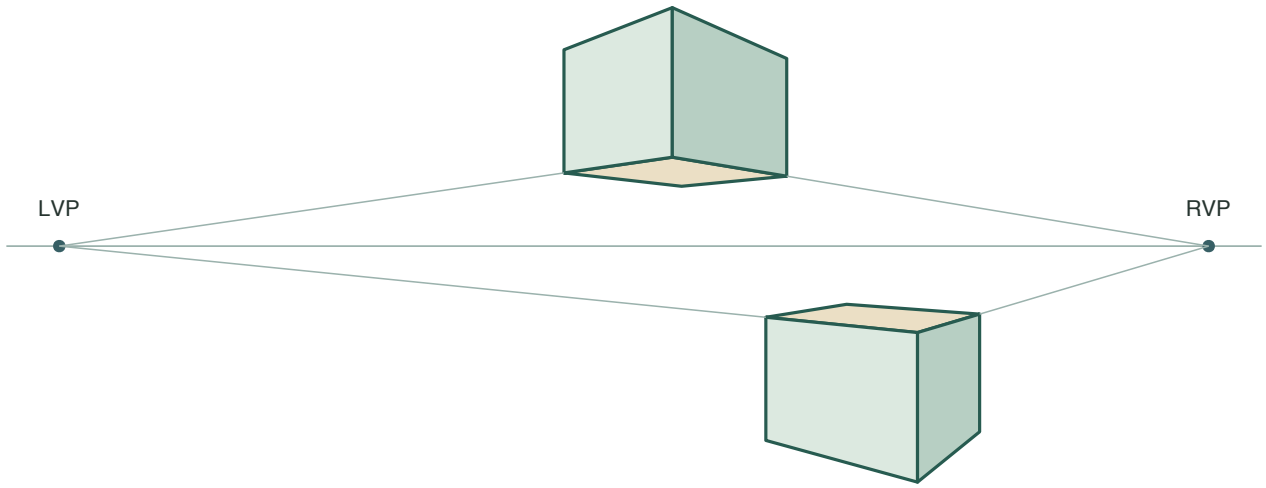

One pair of points at two heights

Answer

A correct drawing shows two boxes at different heights sharing the same horizon and vanishing points; the upper box's underside edges and the lower box's top edges each converge to the correct points when extended.

Reasoning

Sharing one horizon and vanishing-point pair keeps both boxes consistent, while their heights determine which faces are visible.

Check

Extend all receding edges; each box's edges must meet the same two vanishing points on the horizon.