Tiger Grid Drawing

Student | Task 1 of 4 | LETTER

Original prompt

Task 1: Copy the ear square. The reference square shows the rounded top of the tiger's right ear and one short stripe inside it. Draw that content in the matching blank square.

Reference square B2



Your copy

Your proportion and crossing checks

Tiger Grid Drawing

Student | Task 2 of 4 | LETTER

Original prompt

Task 2: Copy the muzzle square. The reference square shows the nose tip, the mouth line below it, and two short whisker marks. Draw them in the matching blank square.

Reference square C4



Your copy

Your proportion and crossing checks

Tiger Grid Drawing

Student | Task 3 of 4 | LETTER

Original prompt

Task 3: Copy the cheek-stripe square. The reference square shows two curved stripes running from the cheek toward the jaw. Draw both stripes in the matching blank square.

Reference square B4



Your copy

Your proportion and crossing checks

Tiger Grid Drawing

Student | Task 4 of 4 | LETTER

Original prompt

Task 4: Copy the shoulder square. The reference square shows the top edge of the tiger's shoulder and three short stripes below it. Draw the shoulder edge and the three stripes in the matching blank square.

Reference square F5



Your copy

Your proportion and crossing checks