# Sorry We Missed You Door Hanger

Answer | Task 1 of 4 | LETTER

## Original prompt

Task 1 — Layout only. Draw a blank missed-you hanger showing the trim line, the hanging slot at the top center, and the message field below it. Do not write any note yet.

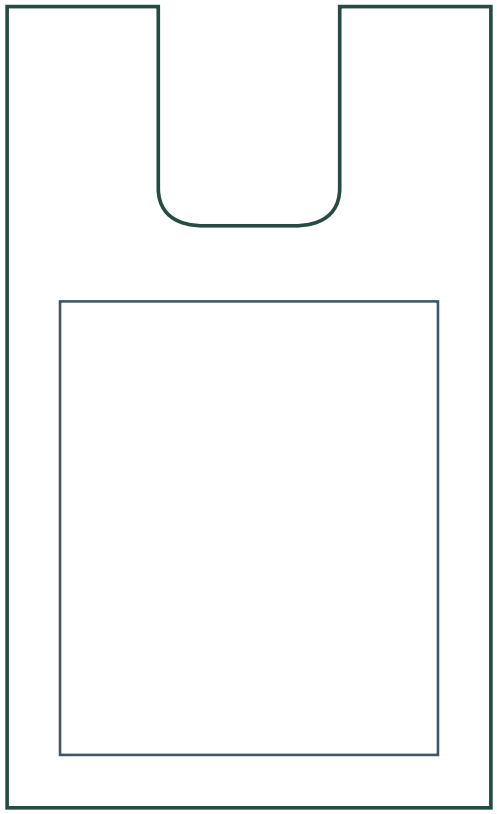

## Answer

A closed trim line outlines the card; a rounded slot sits at the top center; a rectangular message field sits below the slot with even margins on all sides and a clear gap between the slot and the top of the field.

## Reasoning

This isolates the three structural parts so the slot and field are placed correctly before any text is added.

## Check

Slot centered and not touching the field; field has margins on all sides; trim line is a closed outline.

# Sorry We Missed You Door Hanger

Answer | Task 2 of 4 | LETTER

## Original prompt

Task 2 — Filled hanger. Using your Task 1 layout, write a short missed-you note inside the message field and add a blank name/number line beneath it.

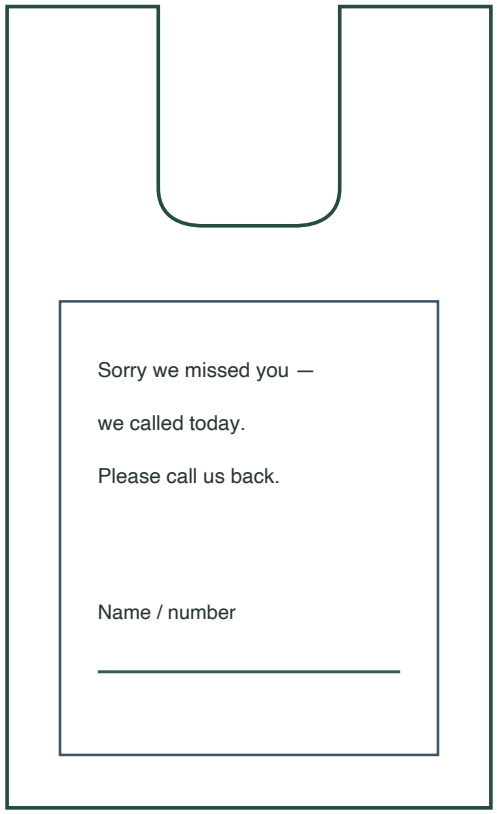


## Answer

The Task 1 layout with a short note written inside the message field, a blank name/number line beneath the note, and the slot and trim line unchanged.

## Reasoning

Writing inside the field tests whether the field is large enough and whether the margins keep text away from the cut edge.

## Check

All text inside the field with a visible margin to the trim line; slot still clear of the text; trim line unchanged.

# Sorry We Missed You Door Hanger

Answer | Task 3 of 4 | LETTER

## Original prompt

Task 3 — Spot the fault. Draw a hanger whose hanging slot is off to one side and whose note runs under the trim line, then redraw it correctly beside it.

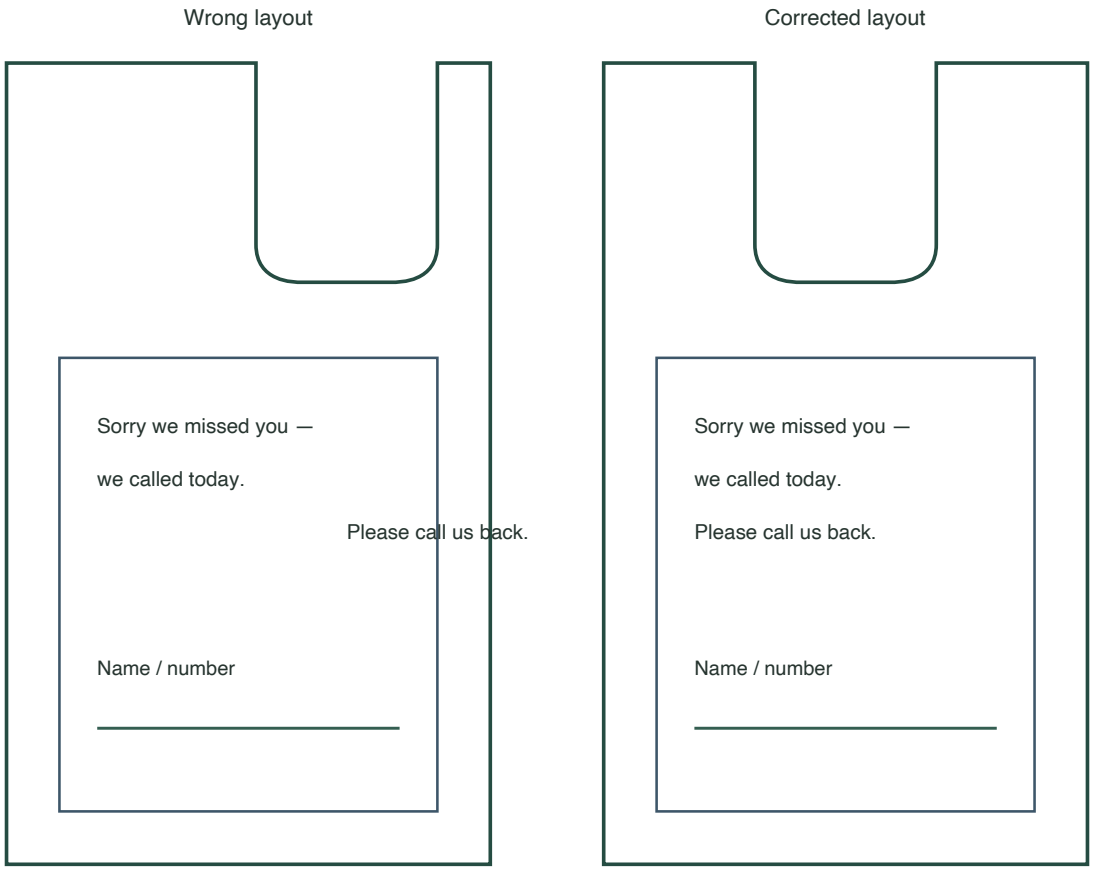


## Answer

The faulty hanger shows an off-center slot and text crossing the trim line. The corrected redraw shows the slot back at the top center and the text moved inside the message field with a margin to the trim line.

## Reasoning

Comparing a faulty hanger with a corrected one makes the slot and field checks visible rather than abstract.

## Check

In the corrected version, slot is centered and clear of the field, and no text crosses the trim line.

# Sorry We Missed You Door Hanger

Answer | Task 4 of 4 | LETTER

## Original prompt

Task 4 — Full build and check. Draw a complete filled missed-you hanger from scratch, then run the three checks and note any correction you made.

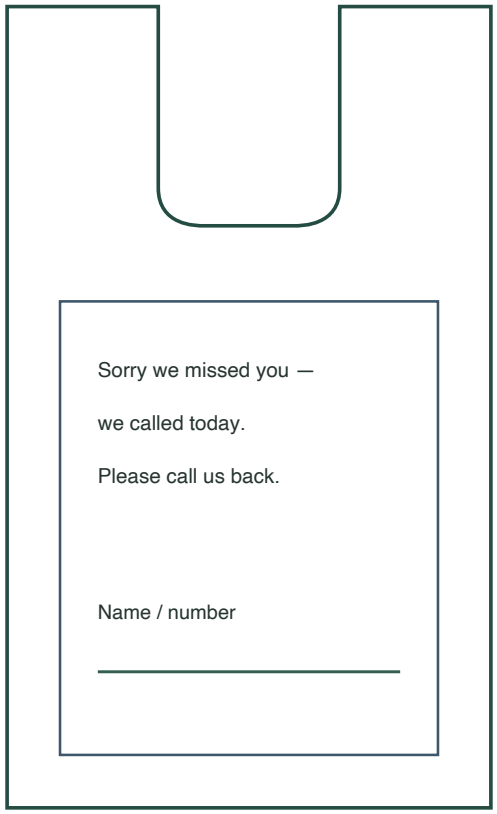


## Answer

A complete hanger with a closed trim line, a centered hanging slot, a message field with margins, and a short note inside the field. The check note states that the slot is centered and clear of the field, the text is inside the field, and the trim line is closed.

## Reasoning

Building from scratch and then checking tests whether the learner can apply all three parts without a given layout.

## Check

All three checks pass: slot centered and clear of the field; text inside the field with a margin; trim line closed and continuous.