Draw an Isometric Bedroom

Answer | Task 1 of 4 | A4

Original prompt

Task 1: Draw only the room shell—floor parallelogram, four verticals, and two capped walls—in isometric. No furniture.

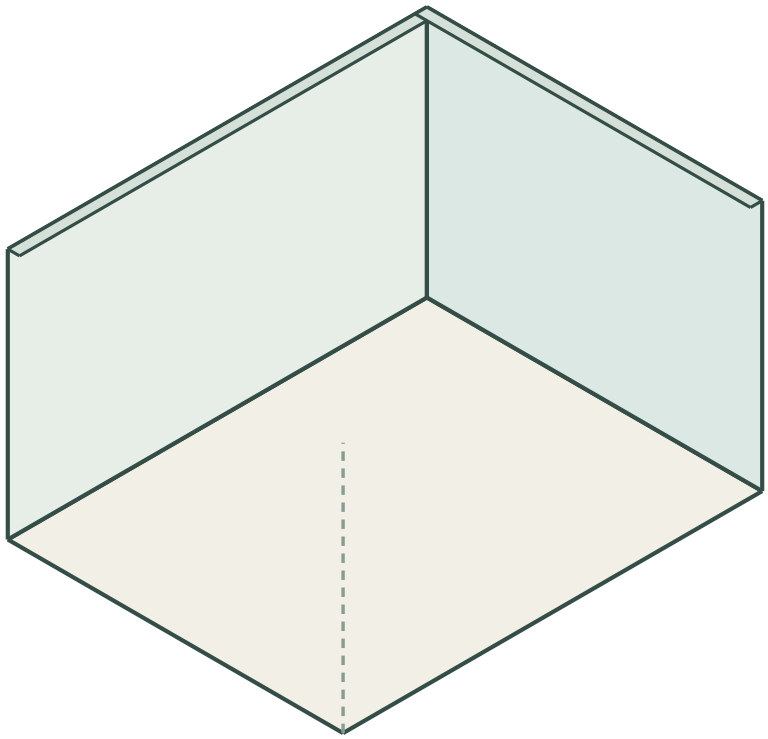

Answer

A correct shell shows a floor parallelogram with edges parallel to the two 30° directions, four vertical edges, and two wall tops connecting them. No vanishing point is used.

Reasoning

The shell establishes the isometric axes before any furniture is added, so later boxes can align to it.

Check

Check that every vertical is vertical and every floor edge is parallel to one of the two 30° directions.

Draw an Isometric Bedroom

Original prompt

Task 2: Add a consistent wall grid to both visible walls of your shell.

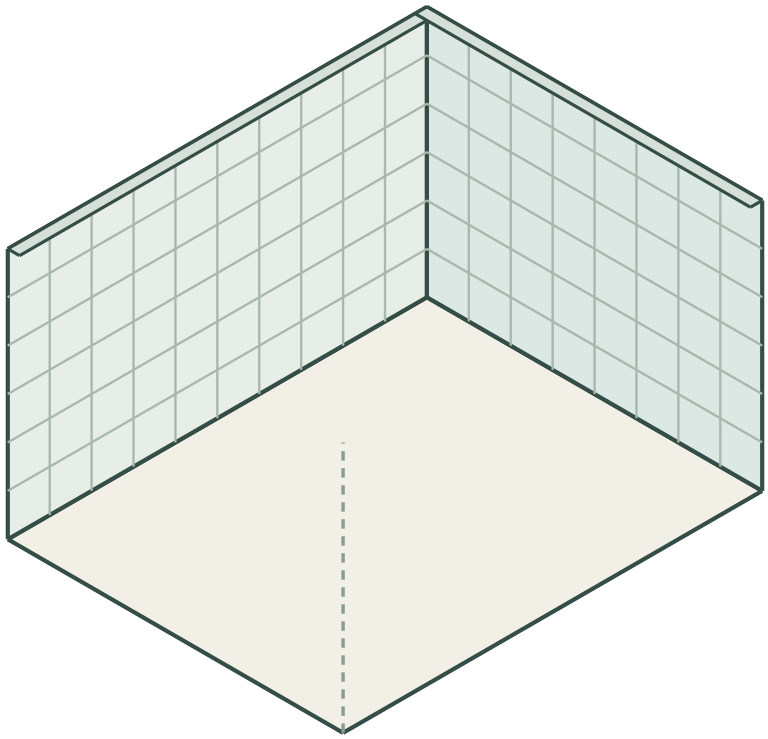

Answer

A correct grid shows evenly spaced lines on each wall, parallel to that wall's vertical edge and its floor edge, with consistent spacing across the wall.

Reasoning

Grid lines parallel to the wall's isometric edges let you read positions on the wall and align furniture backs.

Check

Confirm spacing is even and lines are parallel to the wall's vertical and floor edges.

Draw an Isometric Bedroom

Answer | Task 3 of 4 | A4

Original prompt

Task 3: Draw the bed as an isometric box with a mattress slab and a headboard against one wall.

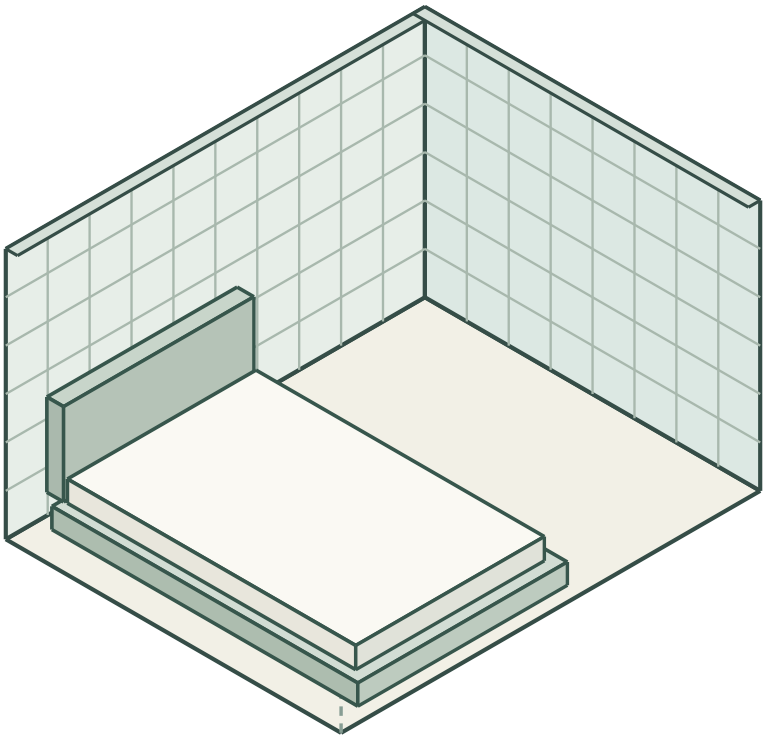

Answer

A correct bed shows a low rectangular base in isometric, a mattress slab on top, and a headboard rising against one wall, with long edges parallel to one floor axis.

Reasoning

Building the bed as aligned boxes keeps its edges consistent with the room's isometric axes.

Check

Check that the bed's long edges are parallel to a floor axis and the headboard sits against the wall grid.

Draw an Isometric Bedroom

Original prompt

Task 4: Draw the dresser as a taller isometric box on the adjacent wall with drawer-front parallelograms, then check the whole plate.

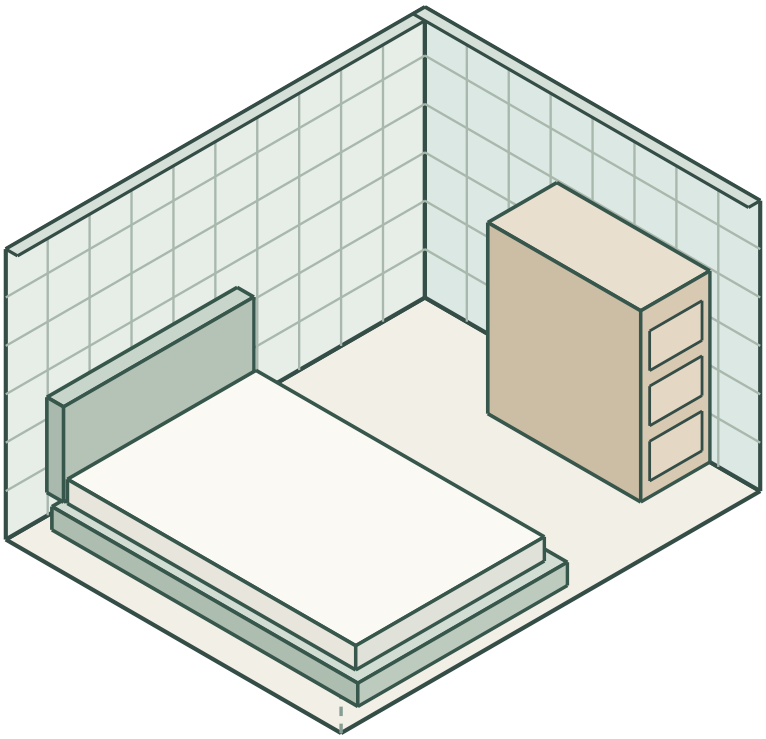

Answer

A correct dresser shows a taller box aligned to the wall, with drawer fronts drawn as parallelograms on its face. The full plate check confirms verticals vertical, floor edges parallel to the two 30° directions, and furniture backs on grid lines.

Reasoning

The dresser tests taller box construction and face detail, and the final check verifies the whole plate against the isometric axes.

Check

Verify drawer fronts are parallelograms, the dresser back aligns to the grid, and all axes remain consistent across the plate.