Draw a Horse on Graph Paper

Reference | Reference and blank grid | LETTER

Use the same letter and number when moving from the reference to the blank grid.

Reference grid

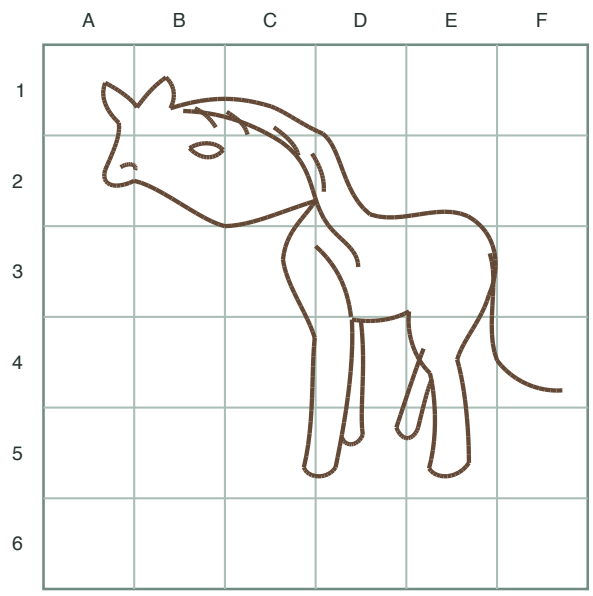

Your copy

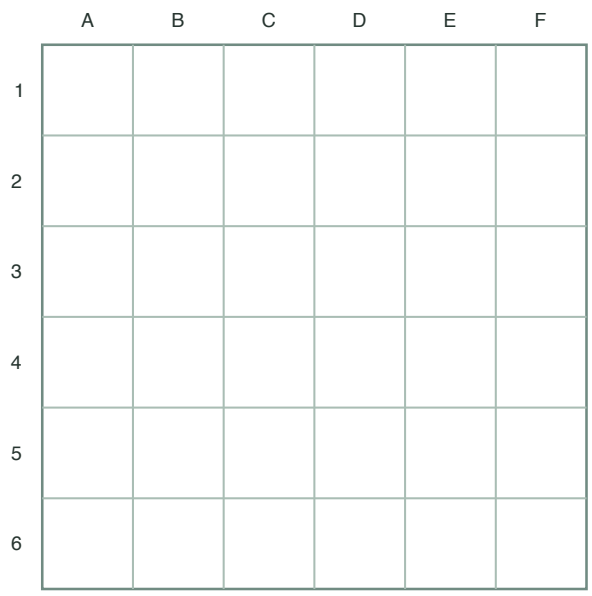

Draw a Horse on Graph Paper

Reference I Worked example I LETTER

Original prompt

Copy the muzzle curve from reference cell B2 to blank cell B2, then confirm cell C2 joins correctly.

Named reference cells

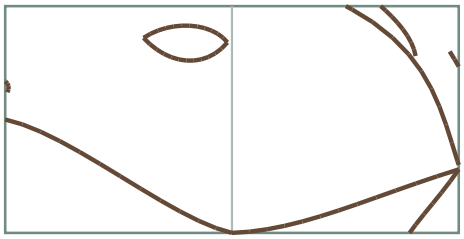

Model copy

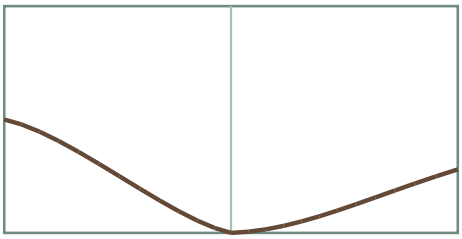

Answer

In B2 draw a short curve from the left-edge midpoint to the lower-right corner, matching the reference. In C2 the jaw line starts at that corner and continues to the right edge, so the two cells join without a step.

Reasoning

The cell name is the same on both sheets, so the position inside the square transfers directly; checking the shared corner confirms the join.

Check

Trace the line across the B2/C2 border with a fingertip; it should pass through the shared corner with no jump.