Draw a Horse on Graph Paper

Student | Task 1 of 4 | LETTER

Original prompt

Task 1 — Cell reading: using the reference grid, describe what the horse does in cells A1, B1 and C1.

Reference grid

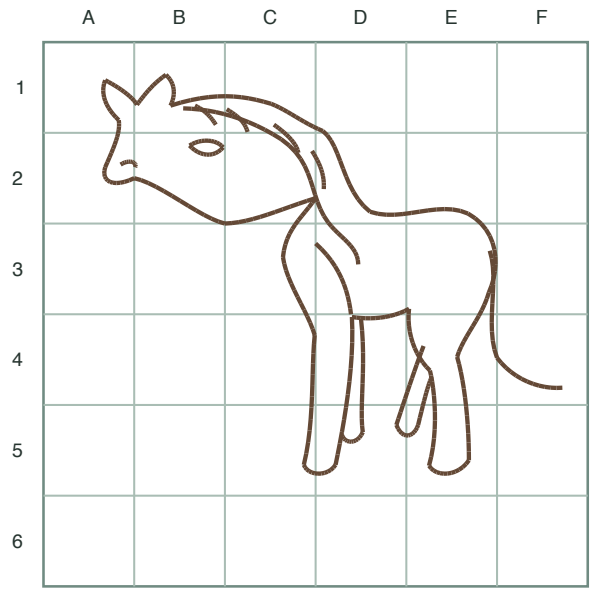

Describe A1, B1 and C1

Draw a Horse on Graph Paper

Student | Task 2 of 4 | LETTER

Original prompt

Task 2 — Single-cell copy: redraw only cell D3 from the reference onto the matching blank cell, then state one check you used.

Named reference cells

D3



Your copy

D3

Identify your D3 check

Draw a Horse on Graph Paper

Student | Task 3 of 4 | LETTER

Original prompt

Task 3 — Two-cell join: copy cells E4 and F4 so the line crosses the shared border continuously.

Named reference cells

E4 F4

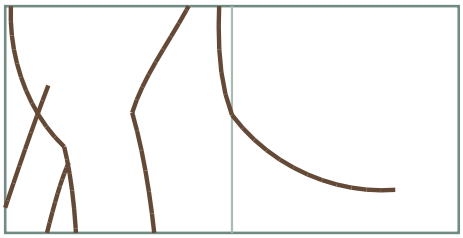

Your copy

E4 F4



Check the shared border

Draw a Horse on Graph Paper

Student | Task 4 of 4 | LETTER

Original prompt

Task 4 — Full transfer: transfer the whole horse from the reference grid to blank graph paper, then check three named cells against the reference.

Reference grid

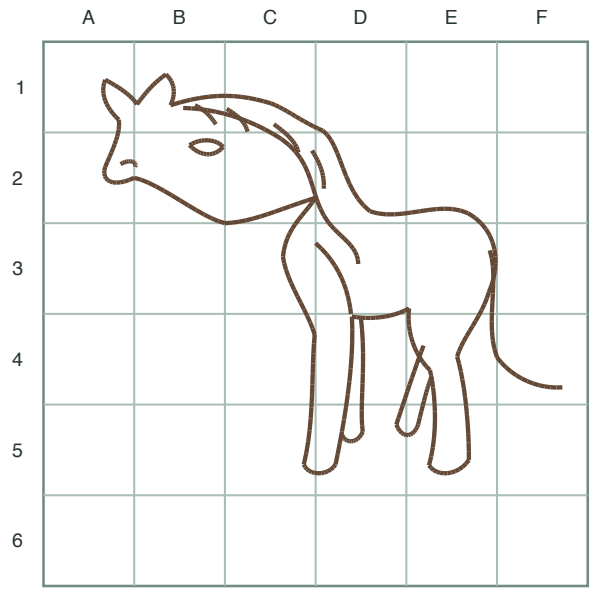

Your copy



Record your three named cell checks