Growth Chart Ruler

Student | Task 1 of 4 | A4

Prompt

Task 1: A strip is printed and the calibration segment measures shorter than the real ruler beside it. State what has gone wrong and what to do before printing the full strip.

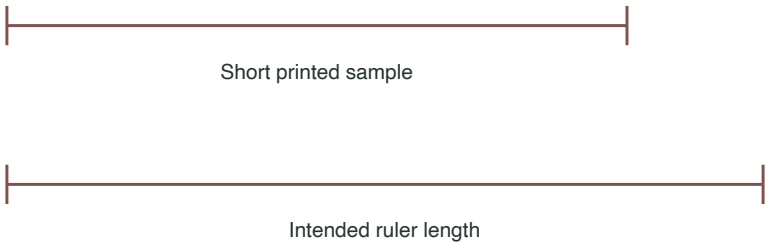

Record the steps and your check

Growth Chart Ruler

Student | Task 2 of 4 | A4

Prompt

Task 2: A strip is mounted with its zero mark 2 units above the floor. A child is marked at the 100 mark. Explain why the recorded height is wrong and how to correct the mounting.

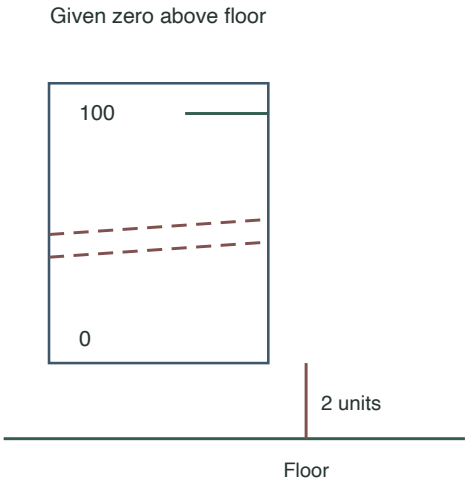

Scale break enlarges the floor detail.

Record the steps and your check

Growth Chart Ruler

Student | Task 3 of 4 | A4

Prompt

Task 3: A strip is printed in two pages joined end to end, and the join falls exactly through the 80 mark. Explain the problem and describe a better join placement.

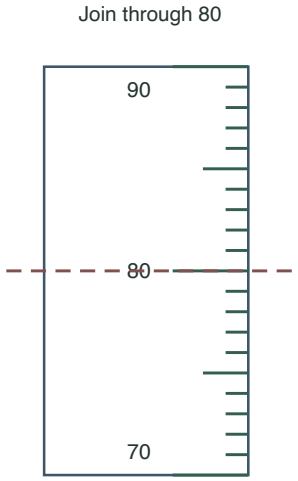

Record the steps and your check

Growth Chart Ruler

Student | Task 4 of 4 | A4

Prompt

Task 4: A child is measured twice, once marked at the 110 mark in spring and once at the 115 mark in autumn. Describe how to record both so the chart shows growth, and state what the chart shows.

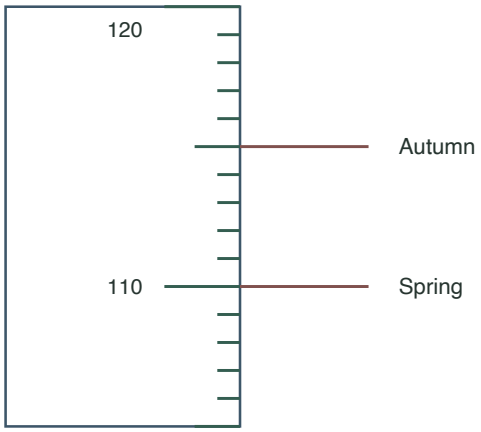

Record the steps and your check