Draw Curvilinear Perspective

Answer | Task 1 of 4 | A4

Original prompt

Task 1: Mark the five vanishing points and draw only the left-right curved receding lines.

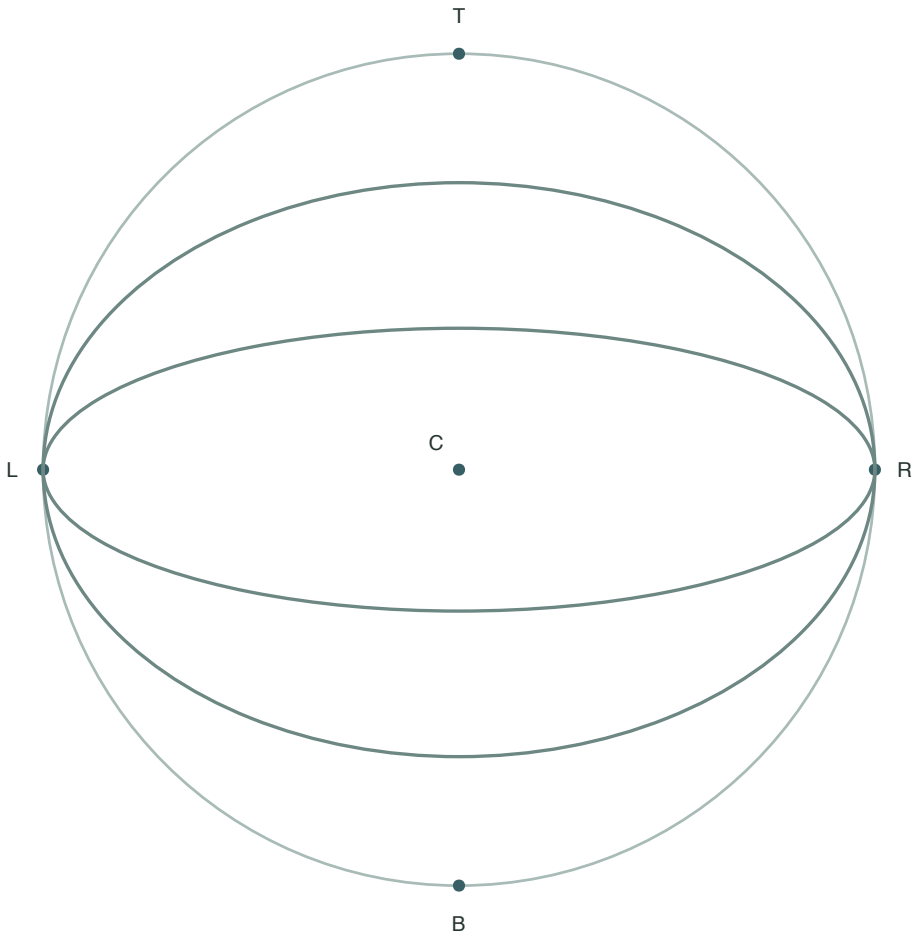

Answer

A plate with a center point, four outer points, and smooth curves bending toward the left and right points.

Reasoning

Drawing one curve family first isolates the left-right convergence so it can be checked before adding the other family.

Check

Trace each bowed left-right arc to both rim points. All the shown off-axis guides in this answer are curved.

Draw Curvilinear Perspective

Original prompt

Task 2: Mark the five vanishing points and draw only the top-bottom curved receding lines.

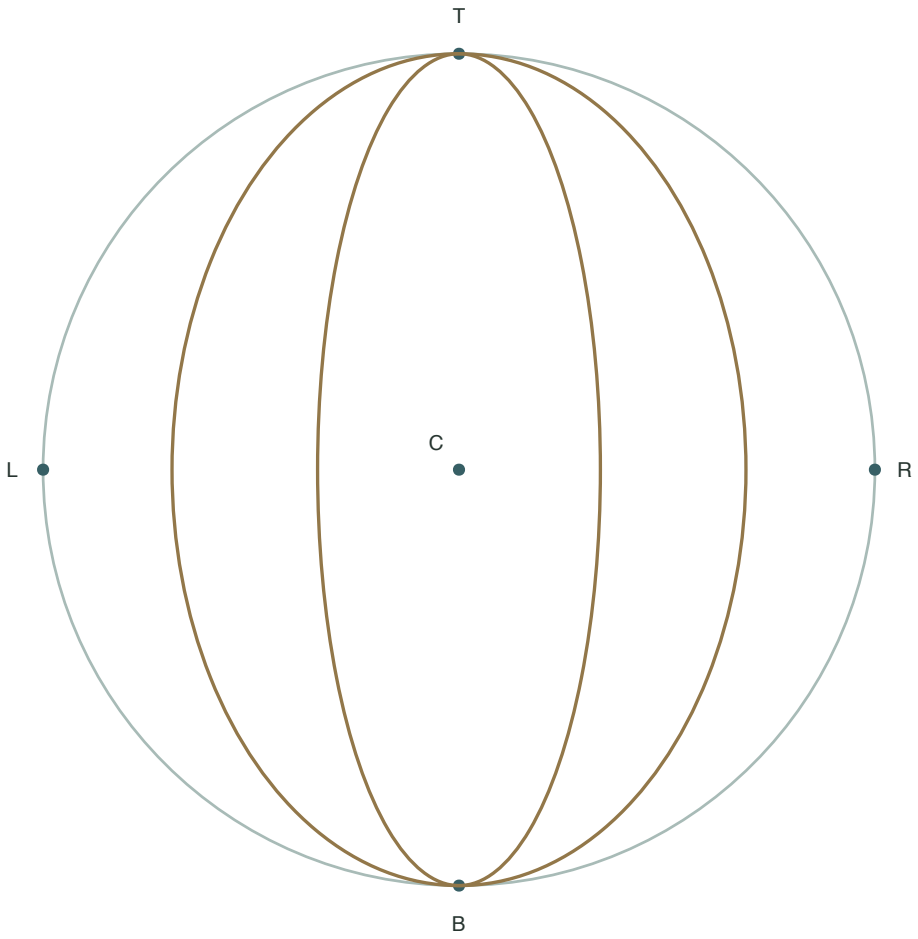

Answer

A plate with the five points and smooth curves bending toward the top and bottom points.

Reasoning

The second family is drawn separately so its convergence on the top and bottom points can be checked on its own.

Check

Trace both ends of every top-bottom arc to the appropriate rim points. Keep each arc smooth through its length.

Draw Curvilinear Perspective

Original prompt

Task 3: Combine both curve families into a full five-point curvilinear grid.

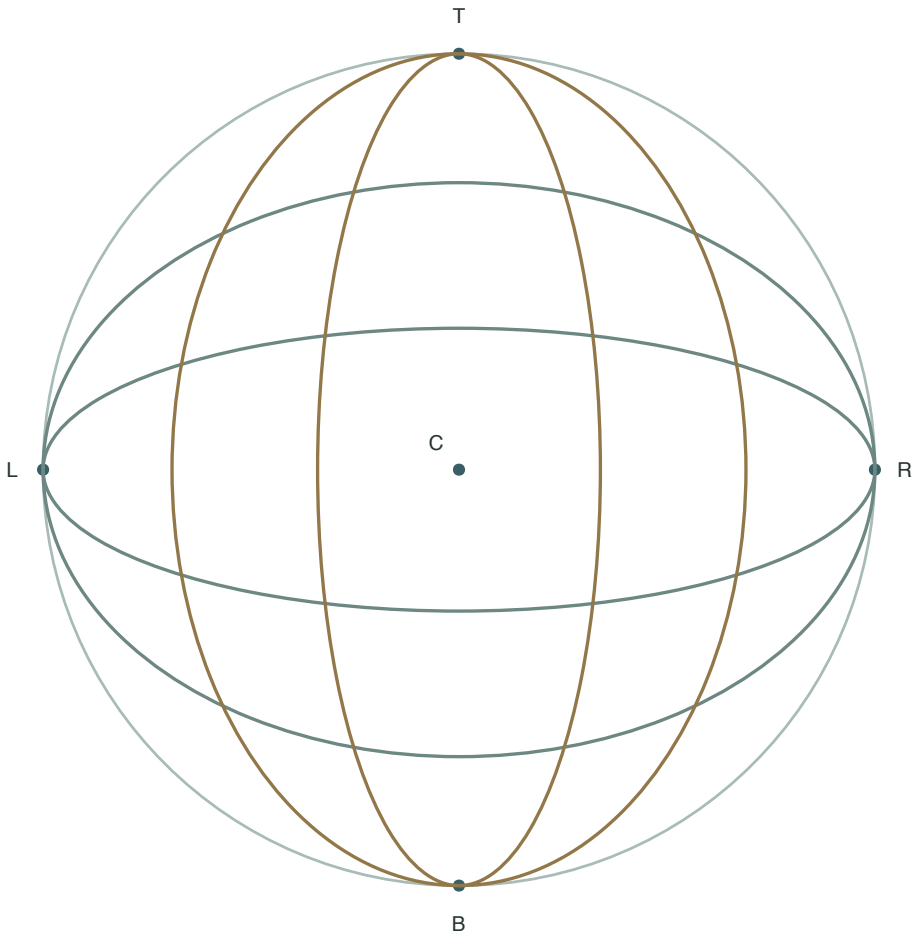

Answer

A complete plate with both curve families crossing, each bending toward its own vanishing points.

Reasoning

Combining the families tests whether the two sets stay consistent where they cross.

Check

Both families should bend toward their own vanishing points and the crossings should look consistent.

Draw Curvilinear Perspective

Original prompt

Task 4: Redraw a simple box in curvilinear five-point perspective using the grid as a guide.

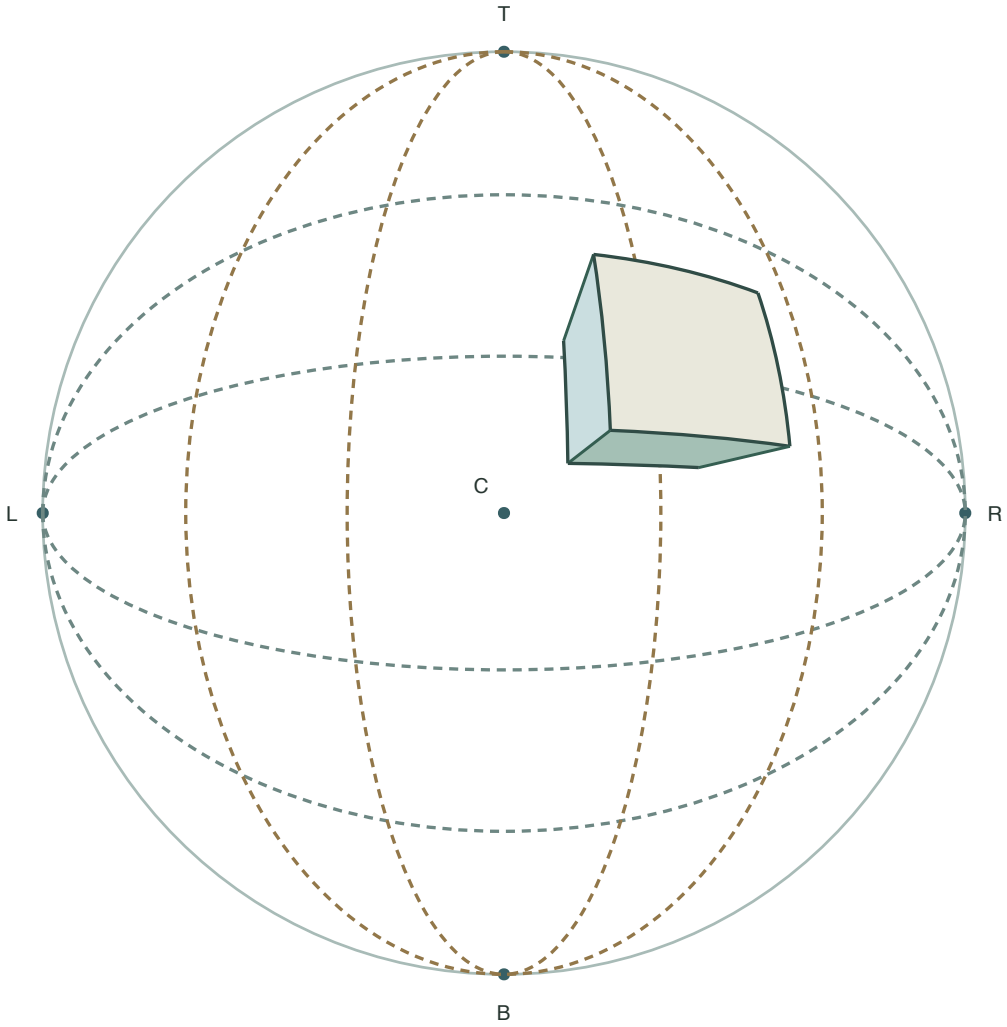

Answer

A solid box with three visible faces. The left-right and top-bottom edges follow smooth curves of the corresponding families. Depth edges use straight radial lines aimed at the centre.

Reasoning

The two off-axis curve families guide the width and height edges. The straight radial family controls changes in depth while keeping the box on the same projection.

Check

Extend a left-right or top-bottom edge as a smooth arc toward its pair of rim points. Lay a straightedge along a depth edge and check that its direction passes through the centre.