Draw a Halloween Ghost

Reference | Three expression choices | LETTER

Choose one expression



Friendly



Surprised



Sleepy

Draw a Halloween Ghost

Reference I Worked example I LETTER

Original prompt

Draw the worked example ghost: rounded head, soft falling sides, wavy hem with two dips, one short fold line per side, and the friendly face in the upper-middle.



Answer

A soft sheet-shaped ghost with a rounded head, two gently falling sides, a wavy hem of two dips, one short fold line on each side, and a friendly face (two round eyes and a small smile) placed in the upper-middle of the body.

Reasoning

The sheet shape is built first so the body reads as hanging cloth, then the face is placed in the upper-middle so the ghost reads clearly. The fold lines are short and curved to suggest cloth, not creases.

Check

Trace the outline with your eye: it should be continuous and soft, the hem should have two clear dips, and the face should sit above the middle of the body.