Draw a One-Point Perspective Bird's Eye

Original prompt

Task 1 — Grid only: draw a bird's-eye overhead grid with one vanishing point, across lines parallel to the picture edge, receding lines aiming at the point, spacing tightening toward it.

Seven depth rays and tightening across rows

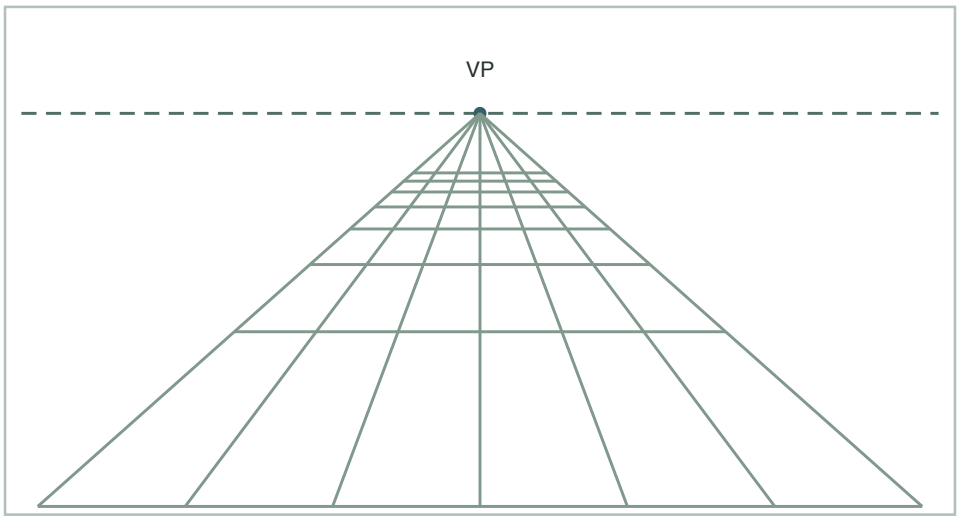

Answer

A grid with a single vanishing point; across-running lines parallel to the picture edge; receding lines all converging to the point; spacing between across lines tightening toward the point.

Reasoning

The two line families define the overhead grid: receding edges converge to one point, across edges stay parallel, and tightening spacing shows depth compression from above.

Check

Extend any receding line and confirm it meets the vanishing point; confirm across lines stay parallel to the picture edge.

Draw a One-Point Perspective Bird's Eye

Original prompt

Task 2 — One object on the grid: place a single rectangular object whose sides follow the grid.

A slab with both depth sides on the grid

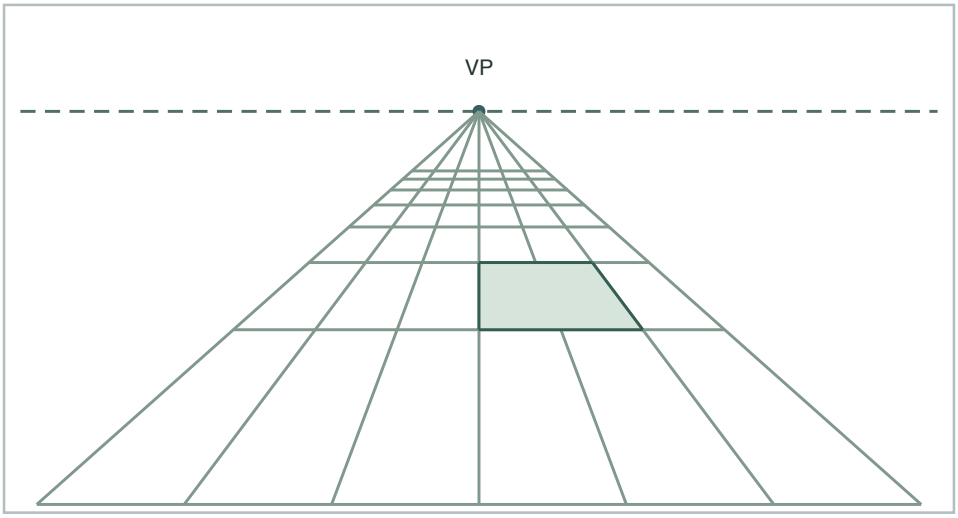

Answer

A rectangle with receding sides aimed at the vanishing point and across sides parallel to the picture edge, its far side shorter on the page than its near side.

Reasoning

Because the object sits on the grid, its receding sides inherit the grid's convergence and its across sides inherit the grid's parallelism.

Check

Confirm both receding sides point at the vanishing point and the far side is shorter than the near side.

Draw a One-Point Perspective Bird's Eye

Original prompt

Task 3 — Two objects at different depths: place two same-plan rectangles on the grid, one near the bottom and one nearer the vanishing point.

Two equal plan sizes at different depths

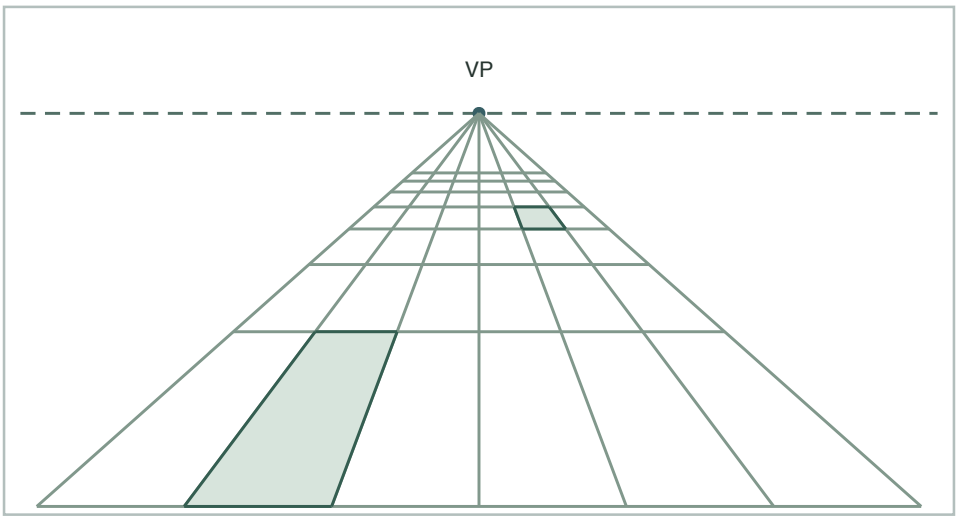

Answer

Both rectangles obey the grid; the farther one appears smaller, its receding sides still aim at the vanishing point, and its across sides sit on closer-spaced grid lines.

Reasoning

Depth compression on the overhead grid makes the farther rectangle smaller while keeping its receding sides aimed at the single point.

Check

Compare the spacing of the across grid lines under each rectangle and confirm both rectangles' receding sides meet the vanishing point.

Draw a One-Point Perspective Bird's Eye

Original prompt

Task 4 — Redraw and correct: take a bird's-eye plate with one receding edge missing the vanishing point and one tilted across edge, and redraw it correctly on the grid.

Two marked errors

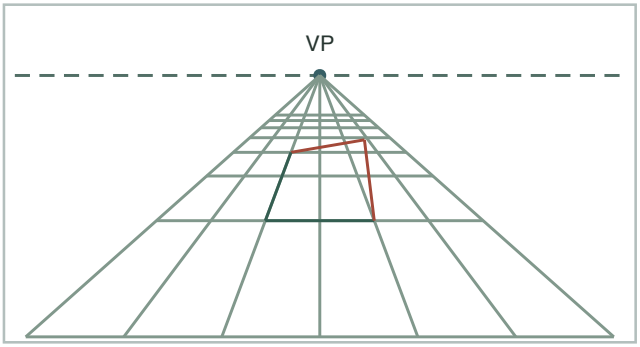

Corrected slab

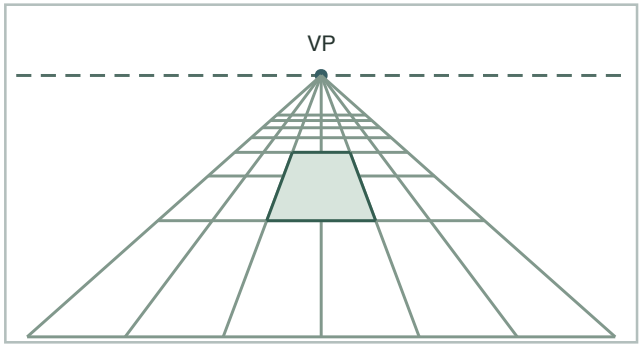

Answer

A corrected plate with every receding edge aimed at the vanishing point and every across edge parallel to the picture edge.

Reasoning

The grid supplies the correct line families, so redrawing each edge onto the grid removes the convergence error and the tilt.

Check

Trace each receding edge to the vanishing point and compare each across edge to the picture edge.