Cube Drawing Practice

Reference | Three-value plate | A4

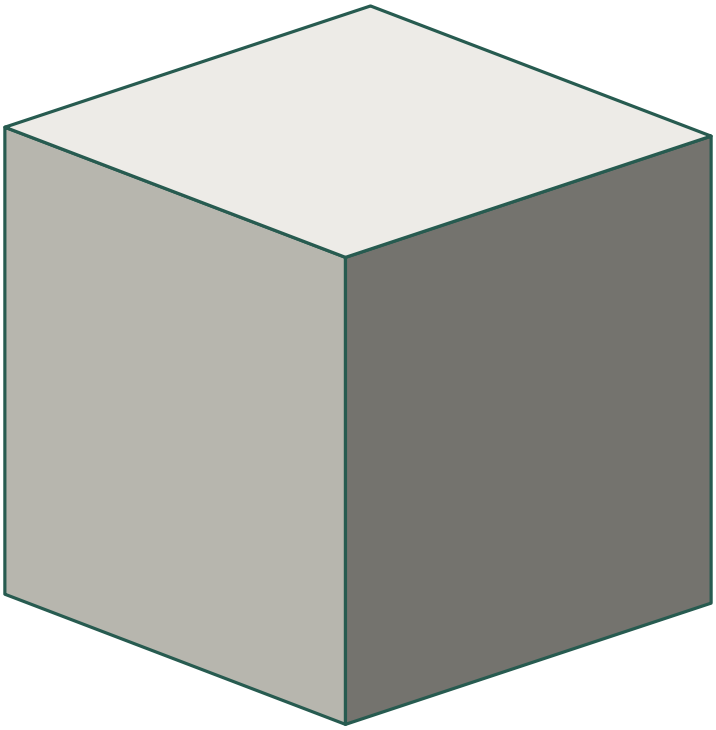

Cube Drawing Practice

Reference | Four-step worked construction | A4

Original prompt

Draw a cube from slightly above with light from the upper left, using the four-step construction and three-value shading.

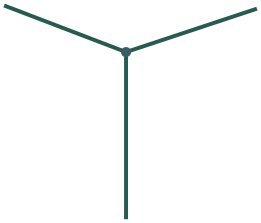

Mark three meeting edges

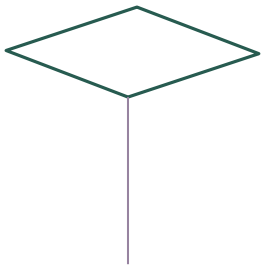

Close the top

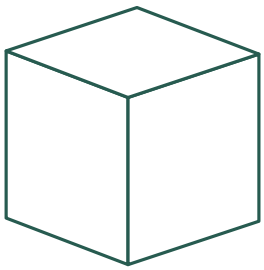

Close the sides

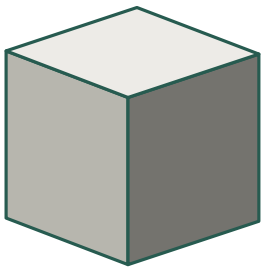

Shade three values

Answer

A cube with a single front corner, three visible faces, parallel opposite edges, and face values ordered top lightest, left mid, right darkest.

Reasoning

The front corner anchors the three meeting edges; completing the top face first fixes the outer corners for the side faces; shading follows the single light direction.

Check

Confirm three visible faces meet at one corner, each pair of opposite edges is parallel, and the three face values are distinct and ordered.