Draw 2D Shapes Worksheet

Answer | Task 1 of 4 | A4

Original prompt

Task 1: Trace the light guide outlines of a triangle, a rectangle, and an oval.



Triangle Rectangle Oval

Answer

Three traced closed outlines: a triangle with three straight sides, a rectangle with four straight sides, and an oval with one curved edge.

Reasoning

Tracing follows the given guide, so the drawn form matches the named shape's outline.

Check

Compare each traced line to its guide: the line stays on the guide and each shape is closed.

Draw 2D Shapes Worksheet

Answer | Task 2 of 4 | A4

Original prompt

Task 2: Draw a named circle and a named triangle without a guide, using the reference plate.



Circle



Triangle

Answer

A closed circle with one smooth curved edge and no corners, and a closed triangle with three straight sides and three corners.

Reasoning

The reference shows the circle as a single curve and the triangle as three straight sides meeting at corners.

Check

Check the circle is closed with no corners and the triangle is closed with three straight sides and three corners.

Draw 2D Shapes Worksheet

Answer | Task 3 of 4 | A4

Original prompt

Task 3: Draw a named square and a named rectangle side by side, using the reference plate.



Square



Rectangle

Answer

A closed square with four equal straight sides and four corners, and a closed rectangle with four straight sides and four corners, longer than it is tall.

Reasoning

Both outlines are rectangles with four right angles. The square example has all four sides equal. The longer rectangle example has two long sides and two short sides.

Check

Confirm both outlines are closed with four right angles. Check equal lengths on all four square sides and equal opposite sides on the longer rectangle.

Draw 2D Shapes Worksheet

Original prompt

Task 4: Draw a named oval and a named diamond, then label each with its name.



Oval



Diamond

Answer

A closed oval with one smooth curved edge, and a closed diamond with four straight sides meeting at four corners, each labeled with its name.

Reasoning

The oval is a stretched closed curve. The diamond example is a rhombus with four equal straight sides, drawn with a point at the top.

Check

Check both outlines are closed. The oval has no corners; this diamond has four corners and four equal sides. Check that the names match the two shapes.