Grid Drawing Anime

Original prompt

Task 1: copy only the hair-mass cells (top row of the reference grid) into the matching blank cells.

Reference

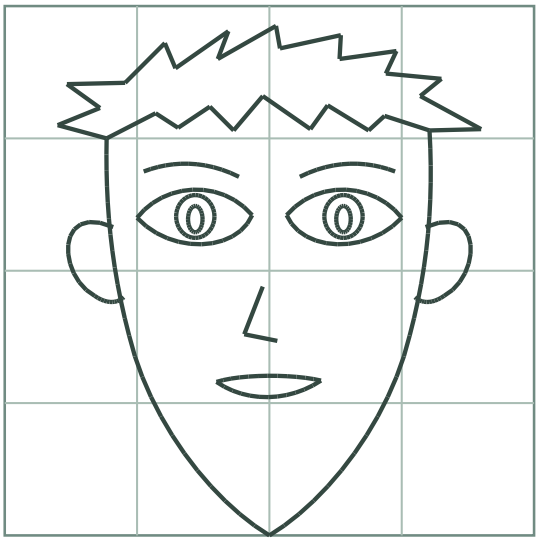

Model copy

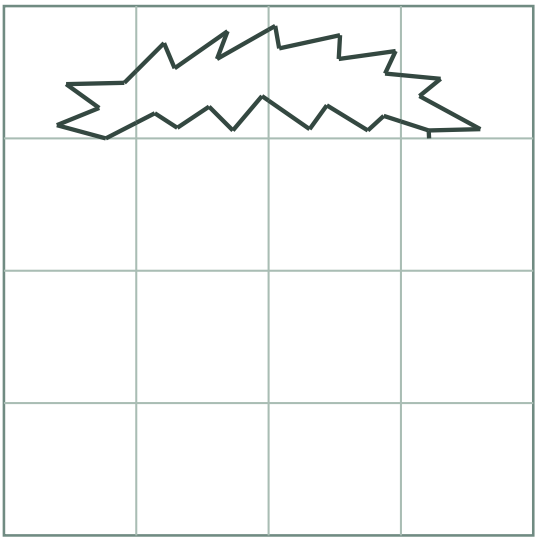

Answer

The top row of the blank grid shows the same hair edge crossings and curve shapes as the reference's top row.

Reasoning

Marking where the hair edge meets each cell border first keeps the hair mass in the correct cells and at the correct width.

Check

Compare the top row cell by cell; the hair edge should enter and leave each cell at the same points as the reference.

Grid Drawing Anime

Original prompt

Task 2: copy the two eye cells, matching each eye's edge crossings.

Reference

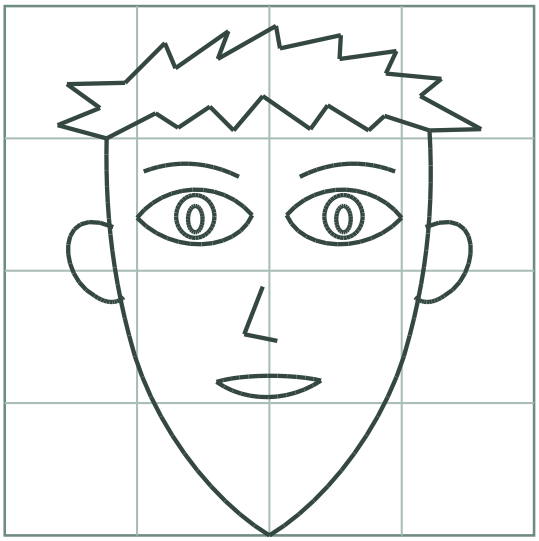

Model copy

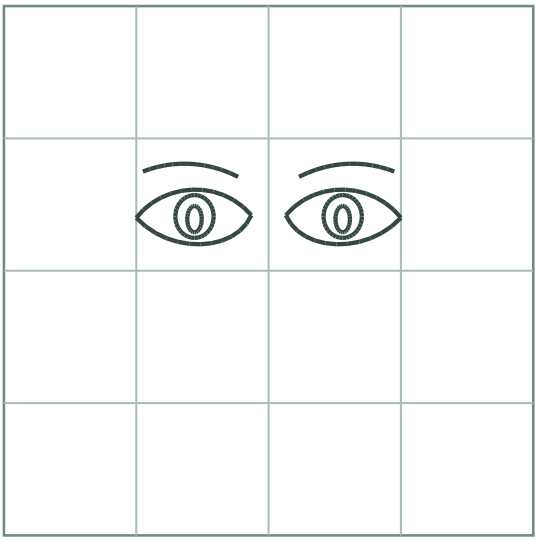

Answer

Both eyes appear in the same middle-band cells, at the same height, with outer corners meeting the cell edges as in the reference.

Reasoning

Eyes are placed by their edge crossings, so matching those points keeps both eyes level and correctly spaced.

Check

Check that both eyes sit in the same row and that each outer corner touches the same cell edge as the reference.

Grid Drawing Anime

Original prompt

Task 3: copy the nose, mouth, and chin cells.

Reference

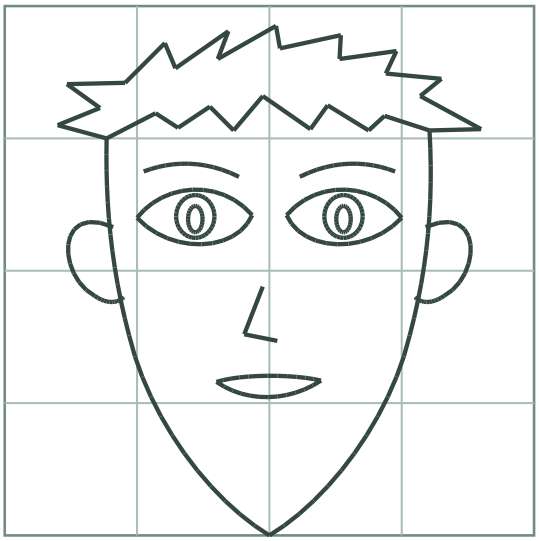

Model copy

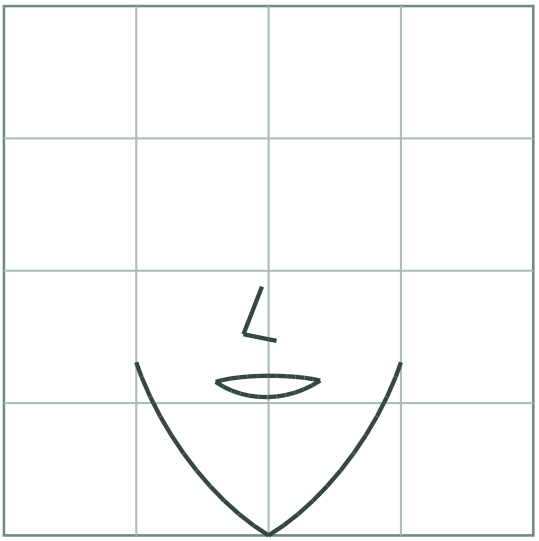

Answer

The nose and mouth sit in the same cells below the eyes, and the chin reaches the bottom edge in the same cells as the reference.

Reasoning

Copying these lower features by cell position keeps the spacing between eyes, nose, mouth, and chin consistent with the reference.

Check

Compare the lower cells; nose, mouth, and chin should occupy the same cells and touch the same edges as the reference.

Grid Drawing Anime

Original prompt

Task 4: copy the full portrait across all cells and compare it with the reference.

Reference

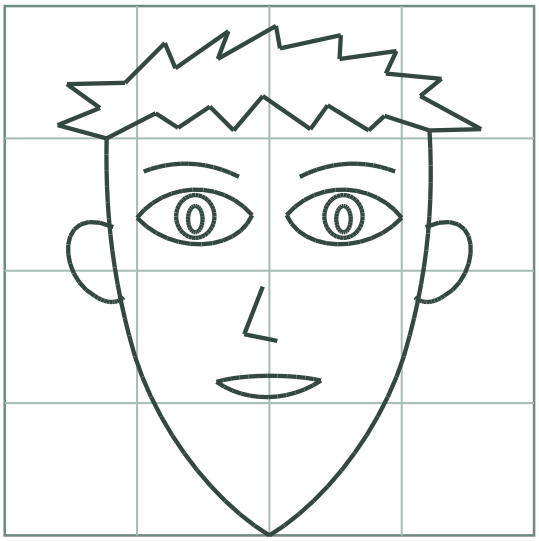

Model copy



Answer

The completed blank grid reproduces the reference portrait cell for cell: hair mass on top, level eyes in the middle, nose and mouth below, chin at the bottom.

Reasoning

Copying every cell by edge crossings and checking each against the reference keeps the overall proportions of the portrait.

Check

Lay the finished grid beside the reference and compare one cell at a time; correct any cell where a feature is misplaced.