Grid Drawing Anime

Reference | Reference and copying grid | A4

Compare each cell edge before joining the hair and face outlines.

Reference

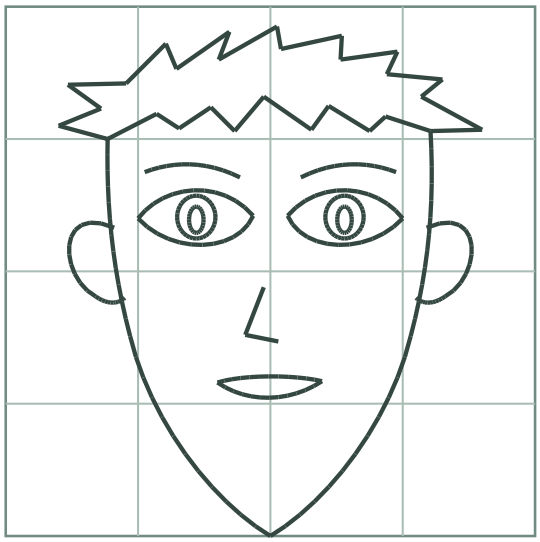

Your copy

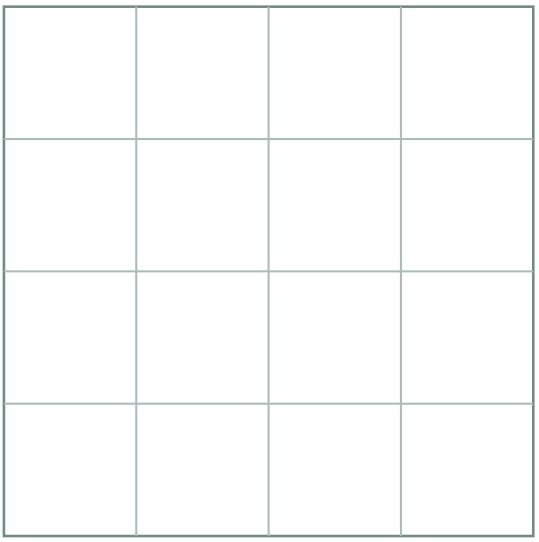

Grid Drawing Anime

Reference I Worked example I A4

Original prompt

Copy the 4 by 4 gridded anime face reference into the matching blank grid, cell by cell, using the five transfer steps.

Reference

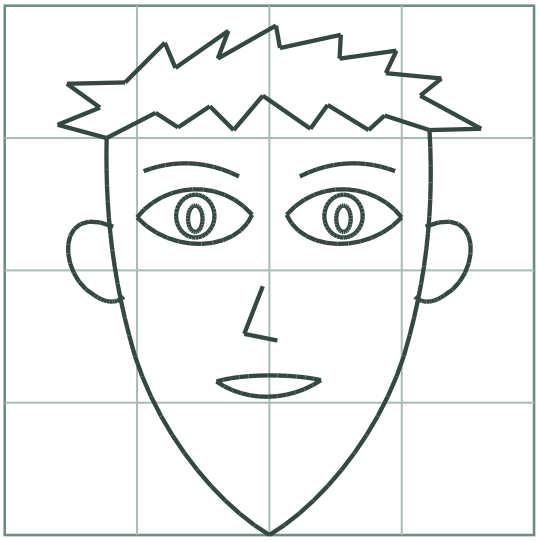

Model copy



Answer

The blank grid is filled so that the hair mass occupies the top row, the two eyes sit in the middle band at the same height as the reference, the nose and mouth sit below them, and the chin reaches the bottom edge in the same cells as the reference.

Reasoning

Each cell was copied by first marking where features cross the cell edges, then joining those marks into shapes, so the copy keeps the reference's proportions.

Check

Compare the finished grid with the reference one cell at a time; hair, eye height, and chin row should match.