Note Pages Template

Answer | Task 1: completed layout | LETTER

Original prompt

Task 1: On a square grid, draw a heading zone across the top and a left margin zone. Label each zone in words.

Answer

A square grid page with a horizontal line near the top and a vertical line near the left edge; the heading zone is above the horizontal line and the margin zone is left of the vertical line.

Reason

The horizontal line creates the heading zone and the vertical line creates the margin zone, leaving the main note area on the grid.

Check

Check that the two boundary lines meet cleanly and the main note area remains the largest region.



Note Pages Template

Answer | Task 2: completed layout | LETTER

Original prompt

Task 2: Redraw the reference layout but move the margin zone to the right edge.

Answer

A square grid page with a heading band across the top and a vertical boundary line near the right edge, with the margin zone on the right.

Reason

Moving the vertical boundary line to the right edge places the margin zone on the right while keeping the heading zone across the top.

Check

Check that the margin zone is clearly separated and the grid is visible in the main note area.



Note Pages Template

Answer | Task 3: completed layout | LETTER

Original prompt

Task 3: Draw a template with a heading zone, a left margin zone, and a right margin zone, keeping a clear main note area.

Answer

A square grid page with a horizontal line near the top, a vertical line near the left edge, and a vertical line near the right edge, leaving a central main note area.

Reason

Two vertical boundary lines create left and right margin zones, and the horizontal line creates the heading zone above the main note area.

Check

Check that the heading zone spans the full width, both margin zones are clearly separated, and the central main note area is the largest region.



Note Pages Template

Answer | Task 4: completed layout | LETTER

Original prompt

Task 4: Draw a template with a heading zone and a left margin zone, then add a short title in the heading zone and two cue labels in the margin zone.

Answer

A square grid page with a top heading zone containing a short title and a left margin zone containing two cue labels, with the main note area on the grid.

Reason

The title shows the heading zone in use and the cue labels show the margin zone in use, while the main note area stays clear for notes.

Check

Check that the title sits inside the heading zone, the cue labels sit inside the margin zone, and the main note area remains clear and gridded.

