Draw a Treehouse in Two-Point Perspective

Answer | Task 1 of 4 | A4

Original prompt

Task 1 (Observation): On the reference plate, identify and label the two vanishing points, the horizon line, the four platform corners, and the four support posts. Then describe in one sentence how the front posts differ from the back posts in this plate.

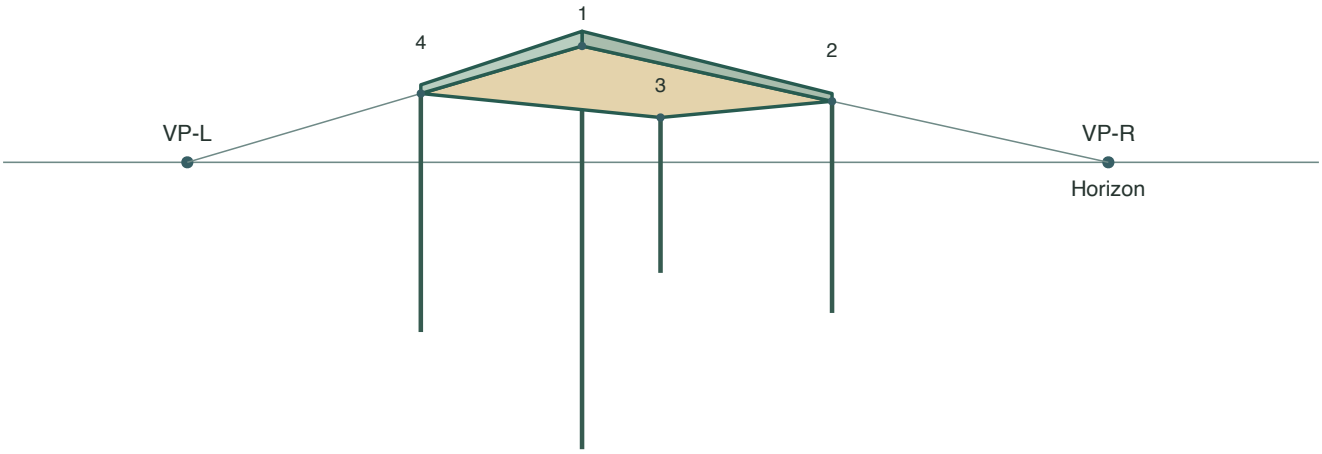

Four numbered anchors on the underside

Answer

VP-L and VP-R sit on the horizon. Each underside corner anchors an upright support. The four visible posts have equal real height. The farther posts appear shorter on the page.

Reasoning

The slab above eye level shows its underside, and the visible space underneath lets you see the four drops. Greater camera depth makes a farther equal-height post look shorter.

Check

Find both marked points, all four anchors and all four upright segments. Compare the visible near and far post lengths.

Draw a Treehouse in Two-Point Perspective

Original prompt

Task 2 (Construction): Starting from a new horizon line and two new vanishing points of your choosing, construct a treehouse platform slab and four vertical support posts. Show the guide lines to the vanishing points.

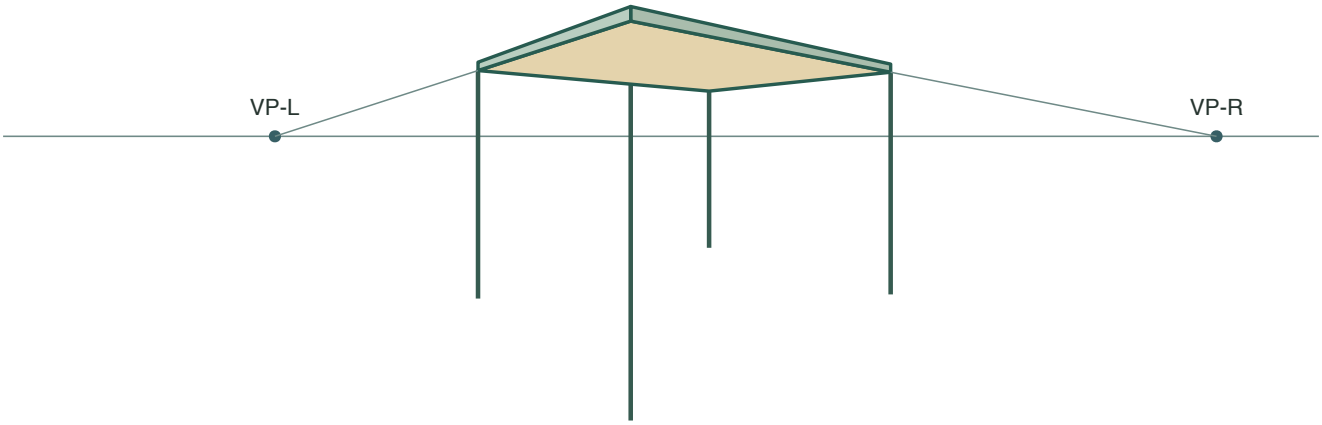

Chosen above-eye-level view using the new pair of points

Answer

Choose one level horizon and two points. Construct a thin slab with two level direction families. Drop four upright posts from its underside corners. State whether the slab is above or below eye level. Use a light broken line for a segment hidden in your chosen view.

Reasoning

The two directions control the slab. Posts stay upright at both heights. Occlusion depends on whether a sight line from the viewer reaches the post through a closer part of the slab.

Check

Trace the level upper and lower edges toward the correct points. Compare the slab height to the horizon and check all four post anchors.

Draw a Treehouse in Two-Point Perspective

Original prompt

Task 3 (Reference-guided redrawing): Redraw the reference plate's treehouse platform and posts, but move the platform lower so it sits below the horizon line. Keep the same two vanishing points and keep the posts vertical.

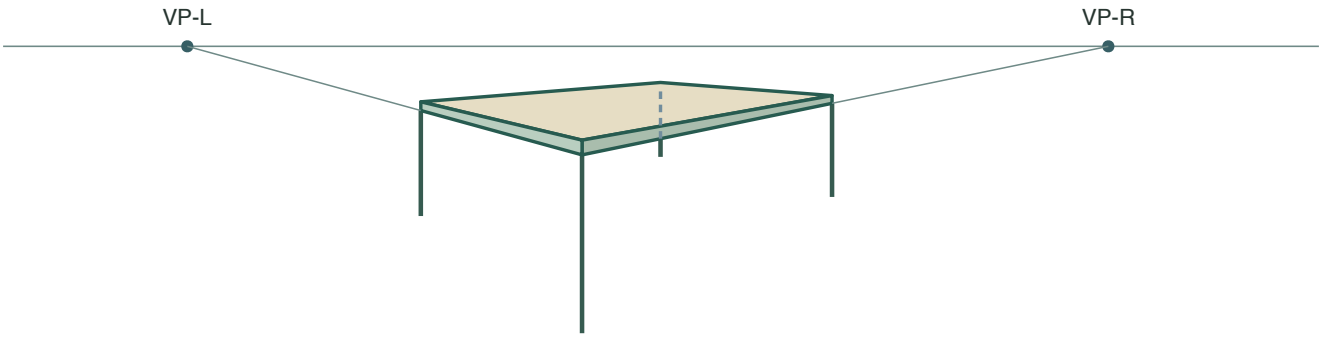

The faint dashed segment is the hidden top of the far support.

Answer

Use the original two points and recessions. Move the slab below eye level so its top is visible. Keep the four posts upright under the underside corners. In the supplied redraw the far post is partly hidden. Its hidden top segment is shown as a light dashed construction line.

Reasoning

A lower slab exposes its top and can sit in the line of sight to a far post's upper segment. Retaining its faint hidden segment helps show where the upright meets the underside.

Check

Confirm that the two points and the horizon stayed fixed. The top is visible. The visible far post, its hidden extension, and the corner anchor share one upright.

Draw a Treehouse in Two-Point Perspective

Original prompt

Task 4 (Checking): Swap your Task 2 drawing with a partner or check it yourself. Find any platform edge that does not aim at its vanishing point and any post that is not vertical. Mark each error and redraw the corrected line.

Two rust faults



Corrected green construction

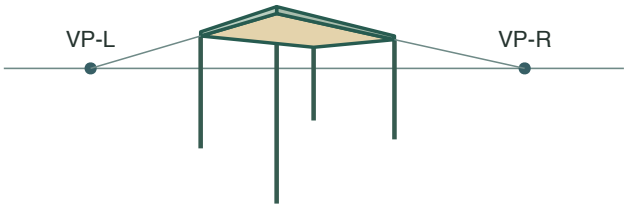

Answer

A correct check identifies skewed platform edges and leaning posts, marks them, and redraws them so the edges aim at the vanishing points and the posts are vertical.

Reasoning

Checking closes the construction loop: a plate is only correct if every edge and post obeys the two-point rules.

Check

Use a straightedge to extend each platform edge to its vanishing point and to test each post for verticality; corrected lines should pass both tests.