Halloween Grid Drawing — Task 1

Copy the printed source cell into its matching blank cell.

Original prompt

Task 1: Copy the square containing the jack-o'-lantern's face onto the matching blank square.

Reference cell K8



Your blank cell K8



Draw only the marks you see in the reference cell.

Halloween Grid Drawing — Task 2

Copy the printed source cell into its matching blank cell.

Original prompt

Task 2: Copy the square where the bare tree's trunk meets the ground onto the matching blank square.

Reference cell E9

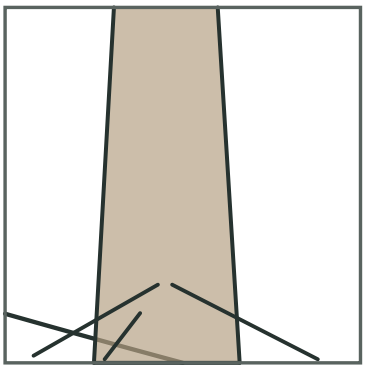

Your blank cell E9



Draw only the marks you see in the reference cell.

Halloween Grid Drawing — Task 3

Copy the printed source cell into its matching blank cell.

Original prompt

Task 3: Copy the square containing the crescent moon's inner curve onto the matching blank square.

Reference cell C3

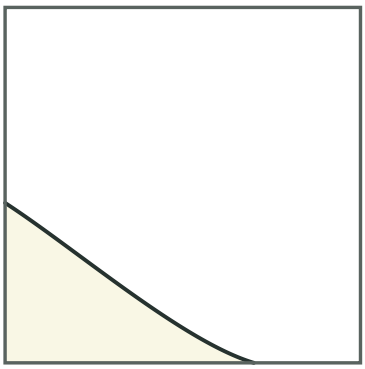

Your blank cell C3



Draw only the marks you see in the reference cell.

Halloween Grid Drawing — Task 4

Copy the printed source cell into its matching blank cell.

Original prompt

Task 4: Copy the bottom-right square, which contains the pumpkin's lower-right curve and a patch of ground line.

Reference cell L12

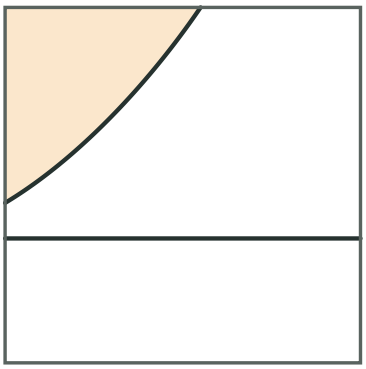

Your blank cell L12



Draw only the marks you see in the reference cell.