Halloween Grid Drawing — Task 1

Use the completed cell to check your copy.

Original prompt

Task 1: Copy the square containing the jack-o'-lantern's face onto the matching blank square.

Reference cell K8



Completed cell K8



Answer

In reference cell K8, the pumpkin outline enters through the top edge and leaves through the bottom edge. Inside it are two triangular eyes and a jagged mouth. Copy that short outline segment and all three face features into the matching blank K8 cell.

Reasoning

K8 contains both part of the pumpkin boundary and the complete face. Keeping the features inside the same boundary segment preserves their placement.

Check

Compare the K8 crops: the outline crosses the top and bottom edges, and both triangular eyes and the jagged mouth stay inside it in the same relative positions.

Halloween Grid Drawing — Task 2

Use the completed cell to check your copy.

Original prompt

Task 2: Copy the square where the bare tree's trunk meets the ground onto the matching blank square.

Reference cell E9

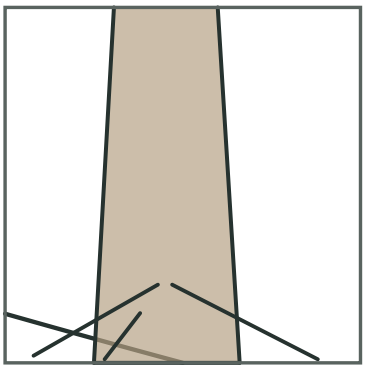

Completed cell E9

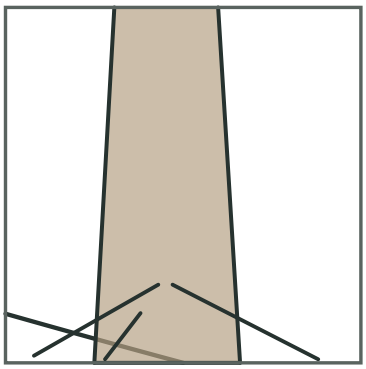

Answer

Reference cell E9 shows the bare trunk entering at the top edge and continuing to the bottom edge, where short roots spread toward the two lower corners. Copy the trunk and roots into blank E9.

Reasoning

The E9 trunk occupies the cell's full height and meets the ground at its lower edge; the short roots sit around that contact point. Those landmarks locate the tree against its neighboring cells.

Check

Compare the E9 crops: the trunk touches both the top and bottom edges, meets the ground at the lower edge, and has the same short root marks near its base.

Halloween Grid Drawing — Task 3

Use the completed cell to check your copy.

Original prompt

Task 3: Copy the square containing the crescent moon's inner curve onto the matching blank square.

Reference cell C3

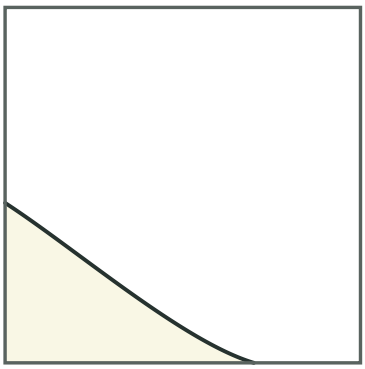

Completed cell C3

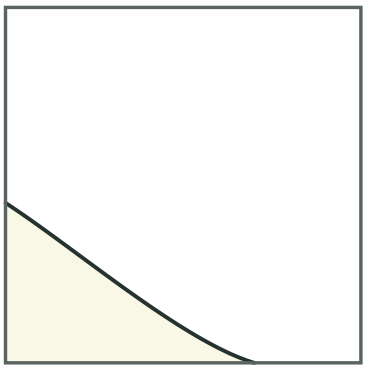

Answer

Reference cell C3 contains the crescent's inner arc. It enters the left edge and exits the bottom edge, with empty sky elsewhere. Copy that same short arc into blank C3.

Reasoning

The C3 arc's left-edge entry and bottom-edge exit fix its position and bend within that square.

Check

Compare the C3 crops: the inner arc enters at the left edge and exits at the bottom edge; no other moon mark appears in the cell.

Halloween Grid Drawing — Task 4

Use the completed cell to check your copy.

Original prompt

Task 4: Copy the bottom-right square, which contains the pumpkin's lower-right curve and a patch of ground line.

Reference cell L12

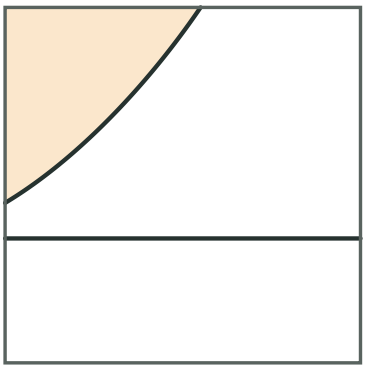

Completed cell L12

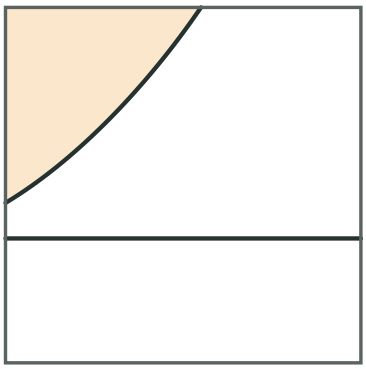

Answer

The bottom-right cell L12 shows the pumpkin's lower-right outline entering through the top edge and leaving through the left edge. A short horizontal ground line sits near the bottom. Copy both marks into blank L12.

Reasoning

The L12 outline segment and ground mark are separate, so matching both the two boundary crossings and the ground line's height reproduces the reference cell.

Check

Compare the L12 crops: the pumpkin outline enters at the top and exits at the left, while the ground line is horizontal near the bottom. Check both marks.