Castle Perspective Drawing

Answer | Task 1 of 4 | A4

Original prompt

Task 1: Draw the front view of a simple castle with a main wall and two towers on a marked horizon and vanishing point.

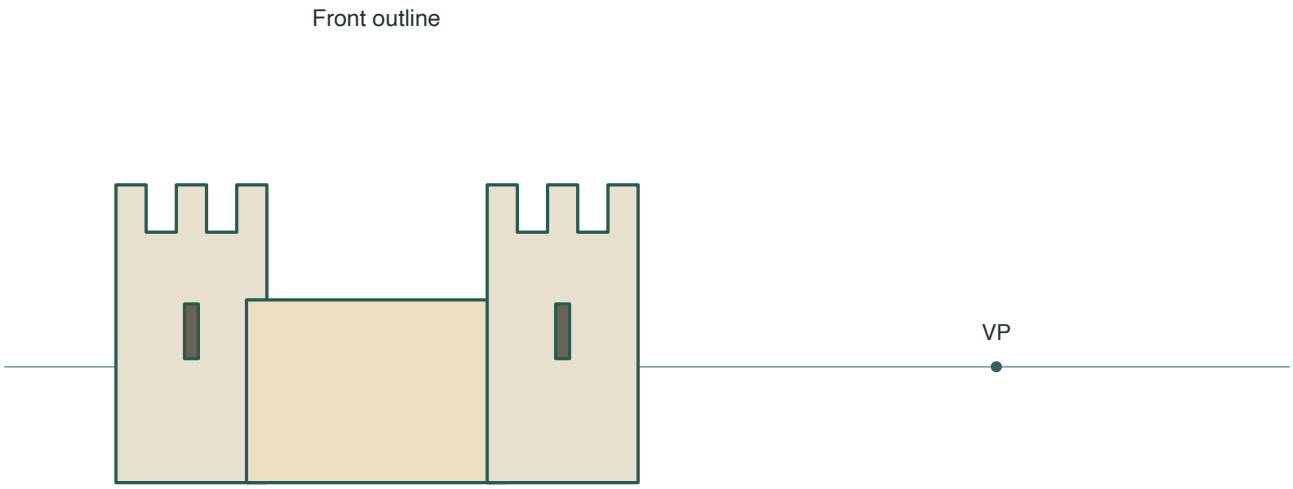

Answer

A horizon line with one vanishing point; a rectangular main wall whose top and bottom edges are parallel to the horizon; two upright tower boxes at the wall ends with flat crenellated tops; all vertical edges vertical.

Reasoning

A front view keeps the wall square to the viewer, so wall edges stay parallel to the horizon and side walls are hidden. Towers read as upright boxes with vertical sides.

Check

Confirm the wall's top and bottom edges are parallel to the horizon and every tower side is vertical; no side wall should be visible.

Castle Perspective Drawing

Answer | Task 2 of 4 | A4

Original prompt

Task 2: Redraw the same castle from a right-shifted viewpoint without turning it. Keep the front wall square to the page, show the right side, and aim only its depth edges at the shared horizon point.

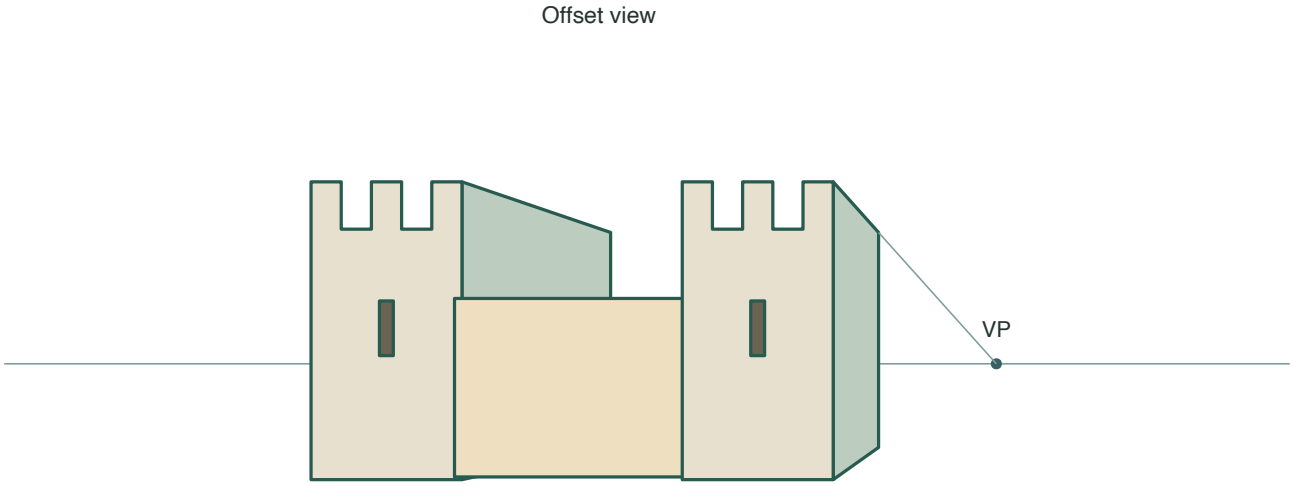

Answer

Use the same horizon and vanishing point. Keep the front wall a front-parallel rectangle with horizontal top/bottom edges and upright sides. Show the right side wall; only its depth edges converge to the shared point. Keep both towers upright and the same chosen size.

Reasoning

The viewpoint shifts laterally while the castle and camera direction stay fixed. That exposes the right side wall without yawing the front wall, so its edges remain level/upright; only edges running into depth meet the one vanishing point. Tower size is not a depth cue in this example.

Check

Check the front wall's top and bottom against the horizon and its sides against the page edge. Then test only the right side wall's depth edges against the shared vanishing point; confirm that a side wall is visible and the towers remain upright and equal in the chosen drawing.

Castle Perspective Drawing

Answer I Task 3 of 4 I A4

Original prompt

Task 3: On one plate, place the front view and the angled view side by side on a shared horizon and label which edges recede.

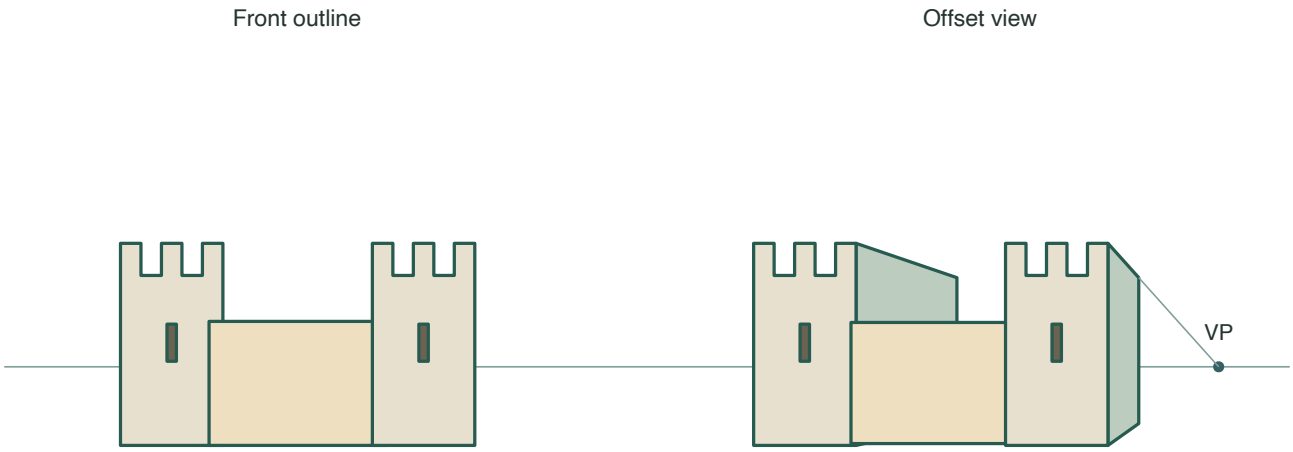

Front edges stay level. Side depth edges meet the shared point.

Answer

Two castle drawings share one horizon and one vanishing point. In the front view the main wall is a rectangle with horizontal and vertical edges and no visible side wall. In the laterally shifted view the front wall stays horizontal/vertical and the right side wall appears; mark only its receding depth edges as converging to the point.

Reasoning

A lateral viewpoint shift reveals the side wall without rotating the castle. The front wall remains parallel to the page; the side wall extends into the shared depth direction, which is the only direction aimed at the one point.

Check

Confirm that both views use the same horizon and point, that the front wall stays level/upright, and that the visible right side wall is present. Only the marked side/depth edges should point to the vanishing point.

Castle Perspective Drawing

Original prompt

Task 4: Check a partner's comparison plate and list two things that are correct and one thing to fix.

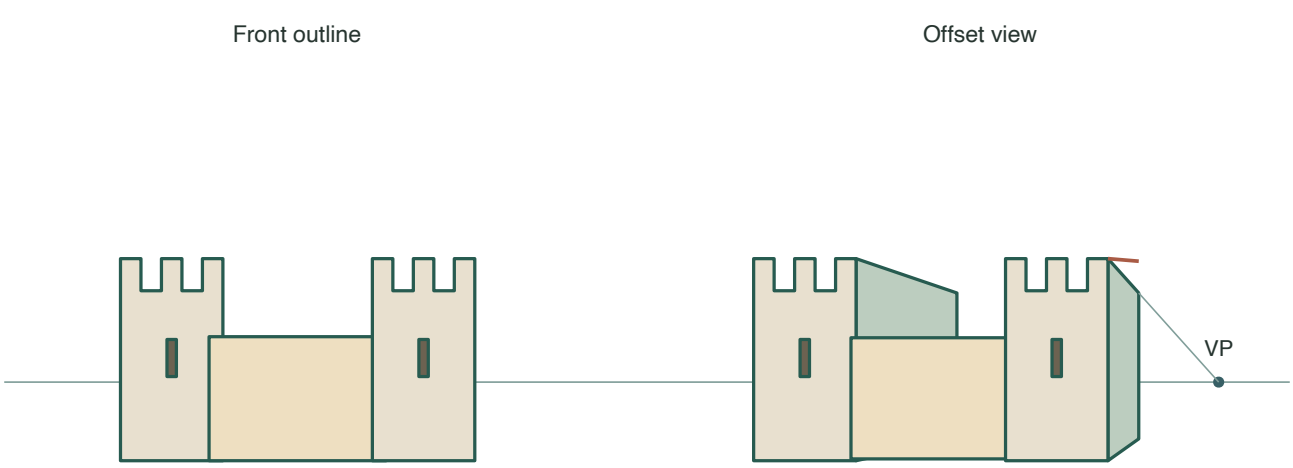

Rust mark: misses the point. Green edge: correct depth.

Answer

Correct examples: both views share one horizon and one depth vanishing point; all verticals stay upright; the front wall remains level and the side-revealing view shows a right wall. A fix example: a right-side depth edge that misses the point, or a side wall missing from the second view.

Reasoning

Checking the front-wall directions separately from the depth direction catches the actual one-point errors: a tilted front face, a drifting depth edge, a nonvertical tower, or a missing side wall.

Check

Check the shared horizon and point, test front-wall horizontals and verticals against the page, and use a straight edge only on the side/depth edges to test convergence before writing the fix.