Christmas Isometric Drawing

Answer | Task 1 of 4 | A4

Original prompt

Task 1 — Trace the axes. On a blank triangle grid, draw one short line in each of the three isometric axis directions from a single starting point, and label which is vertical, up-right, and up-left.

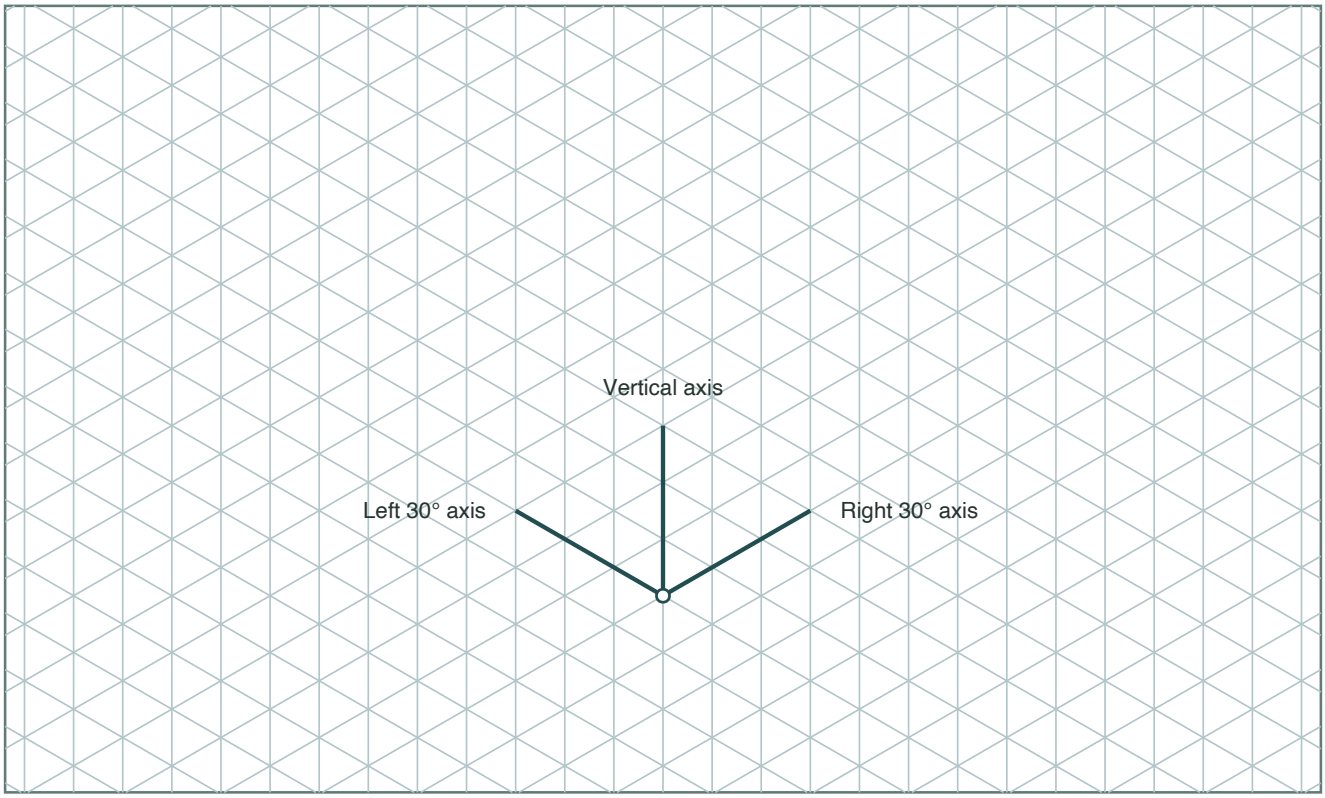

Answer

Three lines meet at one grid point: one straight up (vertical), one along the up-right grid direction, one along the up-left grid direction. Labels: vertical = height; up-right = depth to the back-right; up-left = depth to the back-left.

Reasoning

The three directions give the rectangular box axes. Learning them first helps you build its straight edges consistently.

Check

Each of the three lines must sit exactly on a printed grid line, and no two lines may be parallel.

Christmas Isometric Drawing

Answer I Task 2 of 4 I A4

Original prompt

Task 2 — Build a gift. On the triangle grid, construct a wrapped gift box using the three axes, with a ribbon crossing the top face and running down the front.

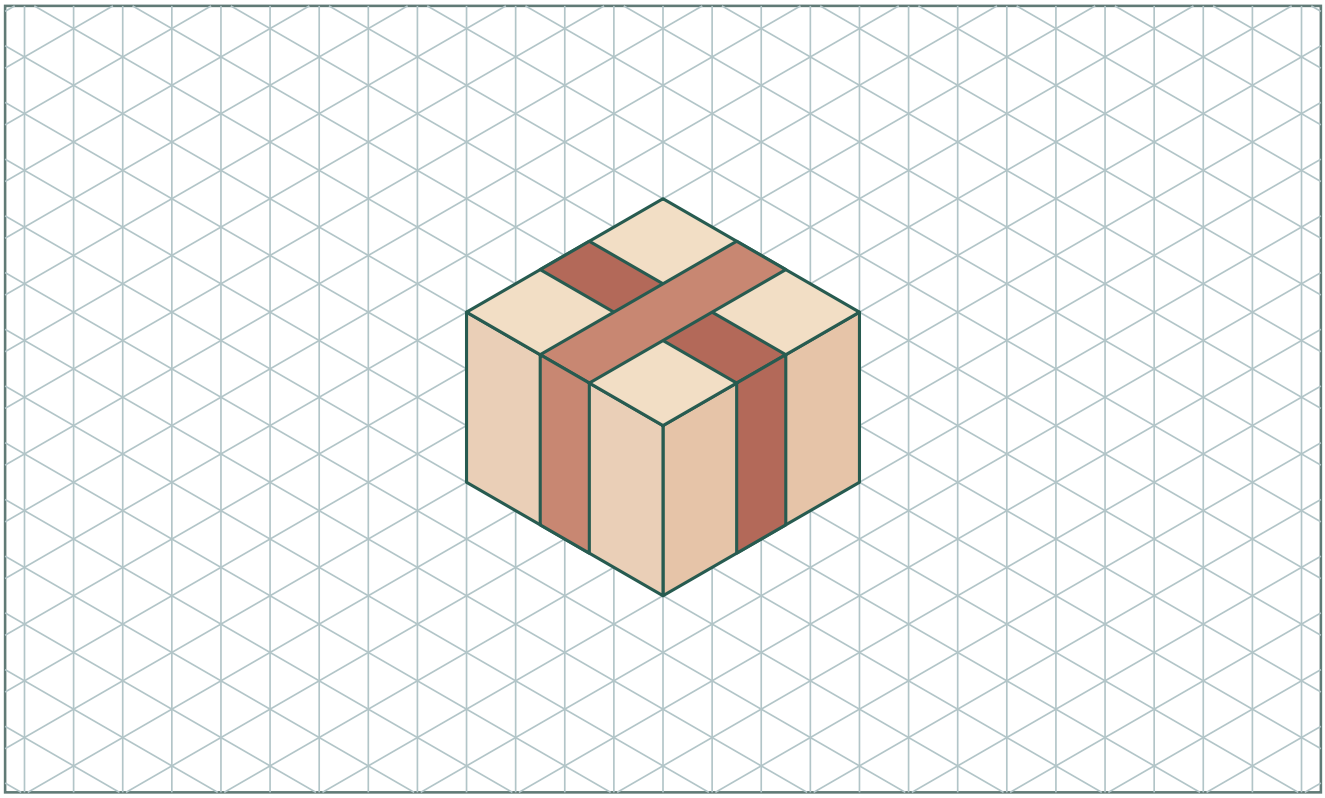

Answer

Draw an upright box on the grid with a parallelogram lid. Cross two bands at the lid centre, align them with its edges and continue one band down the front and one down the adjacent side.

Reasoning

The box axes keep its edges aligned. Because the top ribbons run in two different directions, they wrap over two different lid edges.

Check

Check the box edges against the grid, the lid shape and the centre crossing. Trace the front band continuously over the front edge and the other over the edge it reaches.

Christmas Isometric Drawing

Original prompt

Task 3 — Build a tree. On the triangle grid, construct a small tree: a short trunk box and two or three stacked triangular tiers, each narrower than the one below.

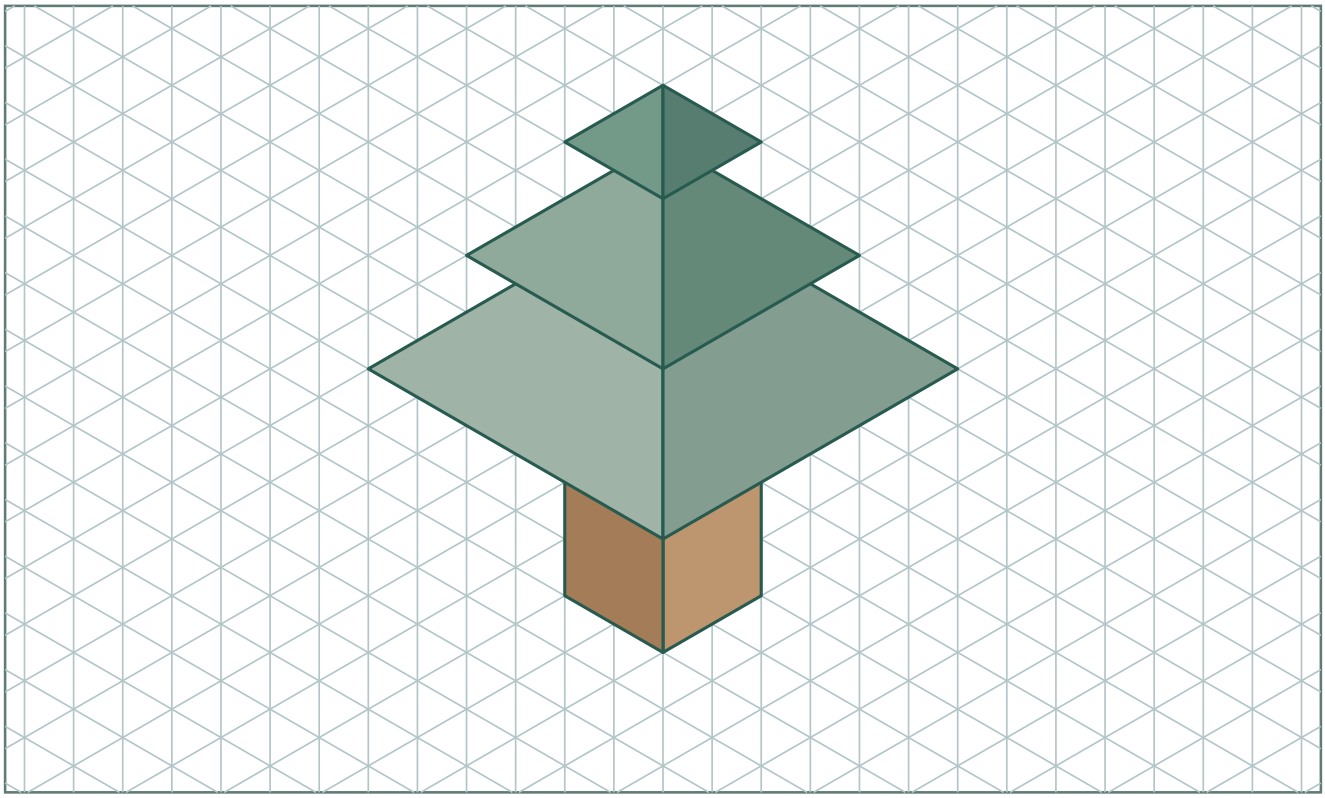

Answer

A small vertical trunk box built with the three axes, topped by a wide lowest tier and one or two narrower tiers above. Every slanted side of each tier follows the up-right or up-left axis, and each tier is narrower than the tier below it.

Reasoning

Stacking shrinking tiers along the grid axes gives a stable, readable tree shape without needing measured angles.

Check

Check that each tier is narrower than the one below and that every slanted side lies on a grid line in an axis direction.

Christmas Isometric Drawing

Answer | Task 4 of 4 | A4

Original prompt

Task 4 — Compose the plate. On one triangle grid, place the gift and the tree together as a small Christmas scene, keeping both on the same three axes and leaving clear space between them.

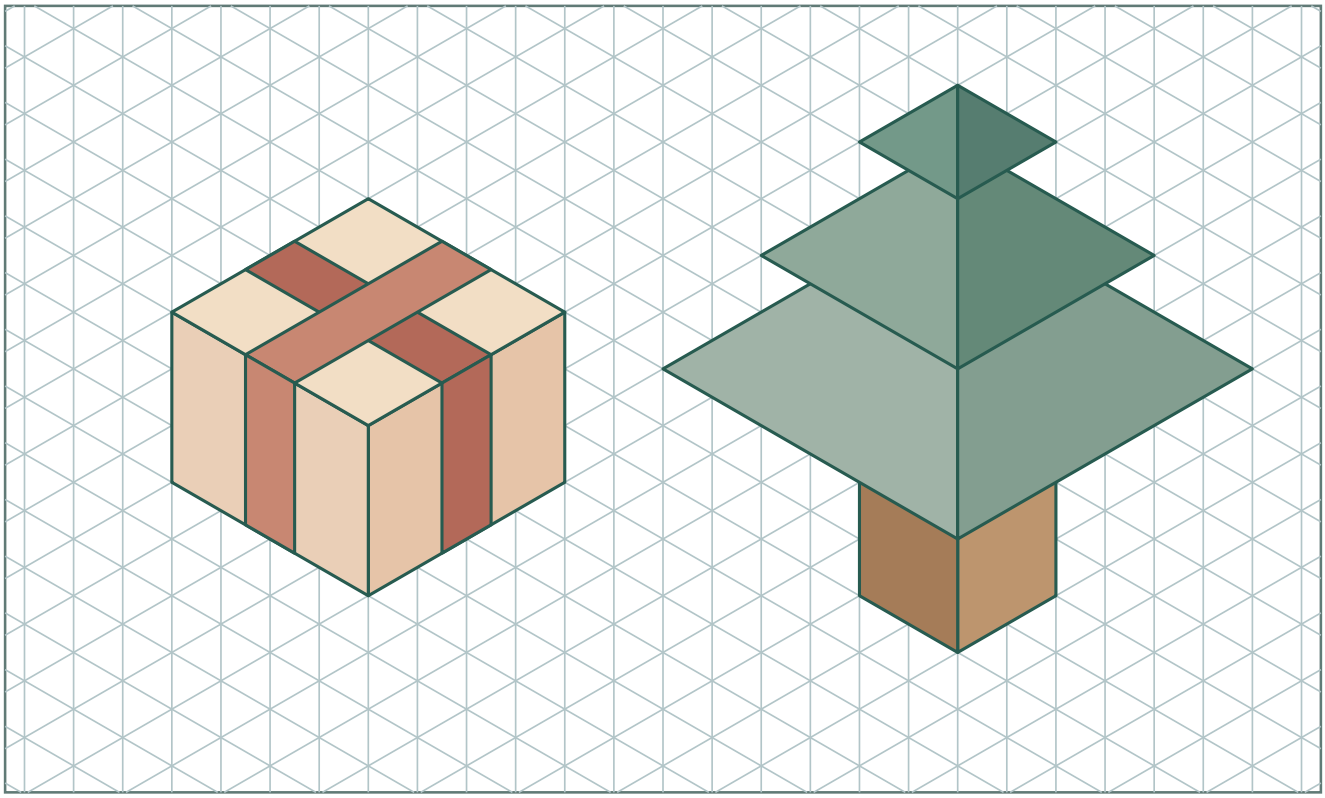

Answer

A single plate with the gift and the tree side by side, both built on the same three isometric axes, with a clear gap between them and no overlapping edges.

Reasoning

Sharing one axis set makes the two objects look like they sit in the same space, and a clear gap keeps each form readable.

Check

Confirm both objects use the same three axis directions, no edges overlap, and each object passes its own earlier check.