Color Trace and Draw Worksheet

Reference | Try the bird | LETTER

Original prompt

Worked example: color, trace, and draw a simple bird using the key body — yellow, wing — blue, beak — orange, eye — black.

Body: yellow

Wing: blue

Beak: orange

Eye: black

Trace and color

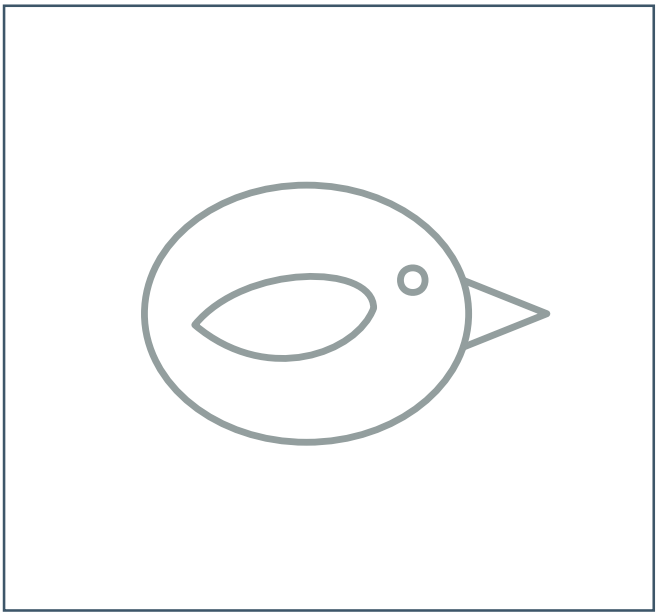

Draw here

Use the same colors and part positions in both boxes.

Color Trace and Draw Worksheet

Reference | Completed bird | LETTER

Original prompt

Worked example: color, trace, and draw a simple bird using the key body — yellow, wing — blue, beak — orange, eye — black.

Body: yellow

Wing: blue

Beak: orange

Eye: black

Completed trace

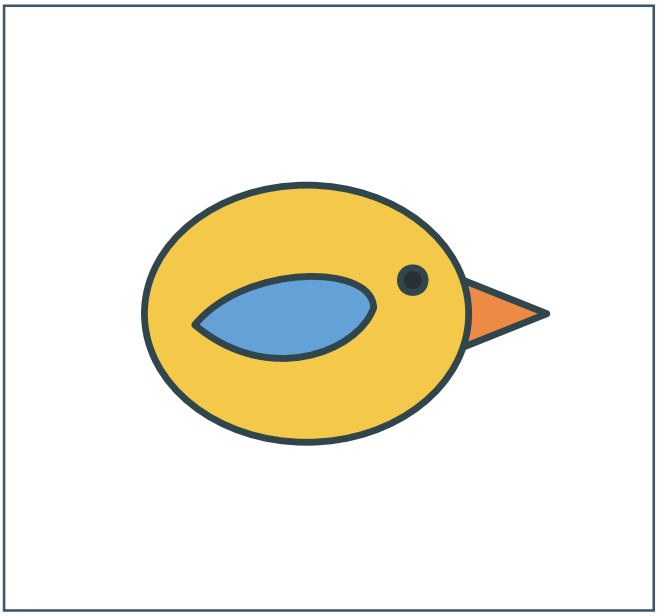

Completed redraw

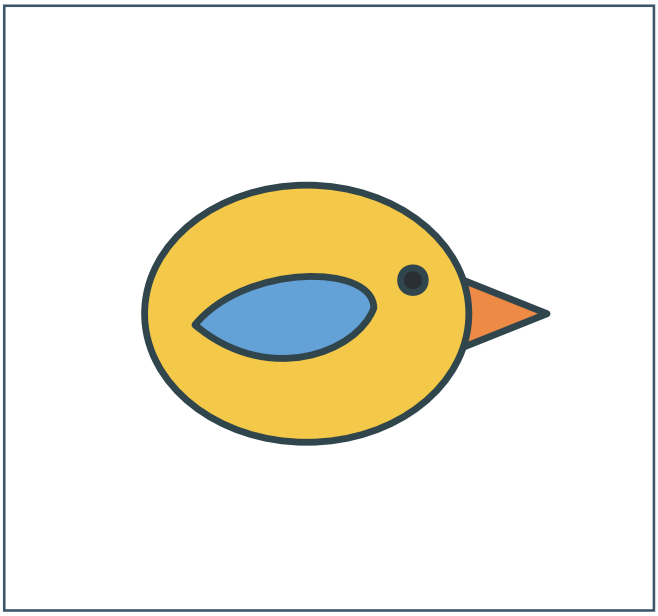

Answer

Trace the printed outline of the bird, color the body yellow, the wing blue, the beak orange, and the eye black, then redraw the same bird freehand in the blank draw box using the same four colors.

Reasoning

The key fixes the colors before any drawing begins, so the trace stage and the draw stage use identical colors. Tracing first gives the hand the shape, and the freehand redraw then tests whether that shape can be rebuilt without the printed guide.

Check

Compare the trace box and the draw box: the same four parts (body, wing, beak, eye) should appear in both, with the same colors from the key.