Draw a Desk in One-Point Perspective

Student | Task 1 of 4 | LETTER

Original prompt

Task 1: Draw a horizon and one vanishing point. Construct only the desk top from a horizontal near edge and two depth-direction side edges aimed at the point; close it with a shorter horizontal back edge.



Draw a Desk in One-Point Perspective

Student | Task 2 of 4 | LETTER

Original prompt

Task 2: Add four legs to the Task 1 top, using vertical front legs and projection lines to place the rear legs at the same depth.

Given starting stage; continue the construction below.

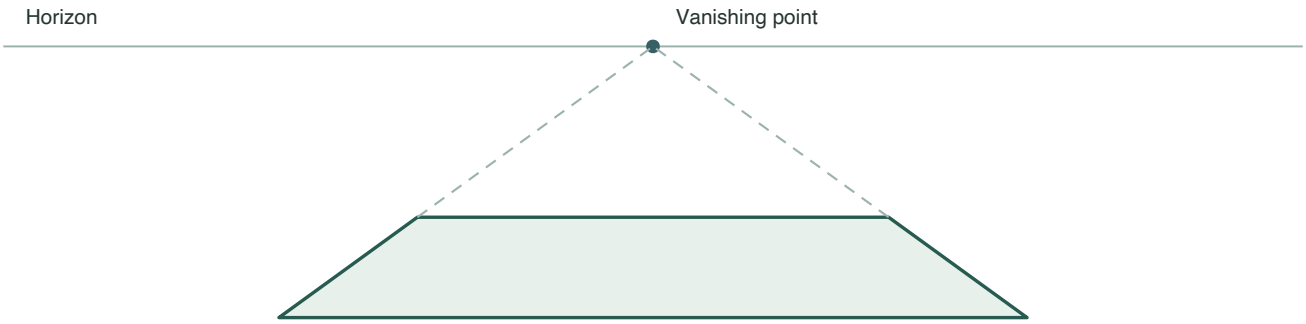

Draw a Desk in One-Point Perspective

Student | Task 3 of 4 | LETTER

Original prompt

Task 3: Add a front drawer to the desk. Keep its front face horizontal and upright; only its short depth-return edges follow projection lines to the vanishing point.

Given starting stage; continue the construction below.

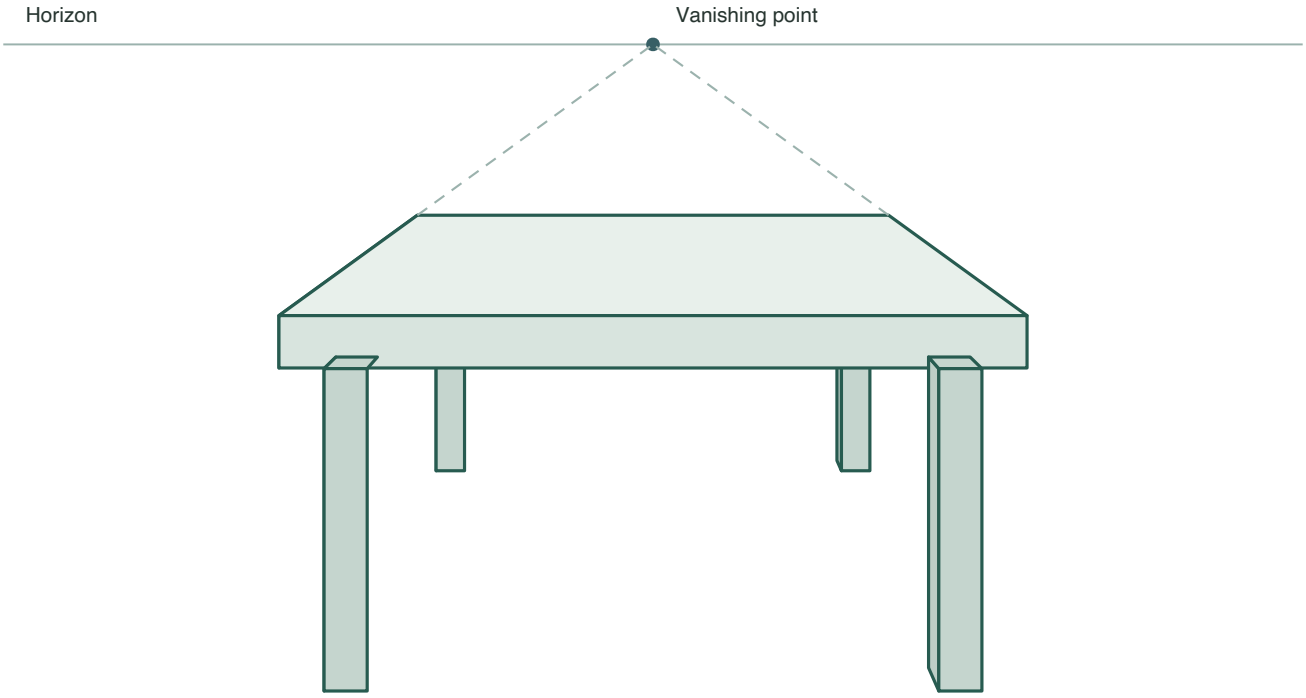

Draw a Desk in One-Point Perspective

Student | Task 4 of 4 | LETTER

Original prompt

Task 4: Redraw the complete desk from a different vanishing-point position (left or right of center) and check that all depth edges still converge correctly.