Draw a Round Table in Perspective

Student | Task 1 of 4 | A4

Original prompt

Task 1: Draw a round tabletop ellipse with a horizon and vanishing point. Mark the projected front-to-back diameter and extend it to the vanishing point.

Your construction



Draw a Round Table in Perspective

Student | Task 2 of 4 | A4

Original prompt

Task 2: Add four leg attachment points on the tabletop rim. Project the same circular footprint at floor level and draw upright legs to the four corresponding points.

Your construction

Draw a Round Table in Perspective

Student | Task 3 of 4 | A4

Original prompt

Task 3: Redraw the table with the vanishing point moved to the left, keeping the same tabletop size.

Your construction



Draw a Round Table in Perspective

Student | Task 4 of 4 | A4

Original prompt

Task 4: Draw a round table seen from a higher eye level (rounder ellipse) and one from a lower eye level (flatter ellipse), side by side.

Your construction

Higher eye



Lower eye

