Draw Perspective from Below

Original prompt

Task 1: Draw a single box seen from below with one vanishing point. Put the horizon below the box, draw a broad near underside edge above it, send two depth edges down the page toward the point, and join their far endpoints with a shorter edge. Keep vertical edges upright.

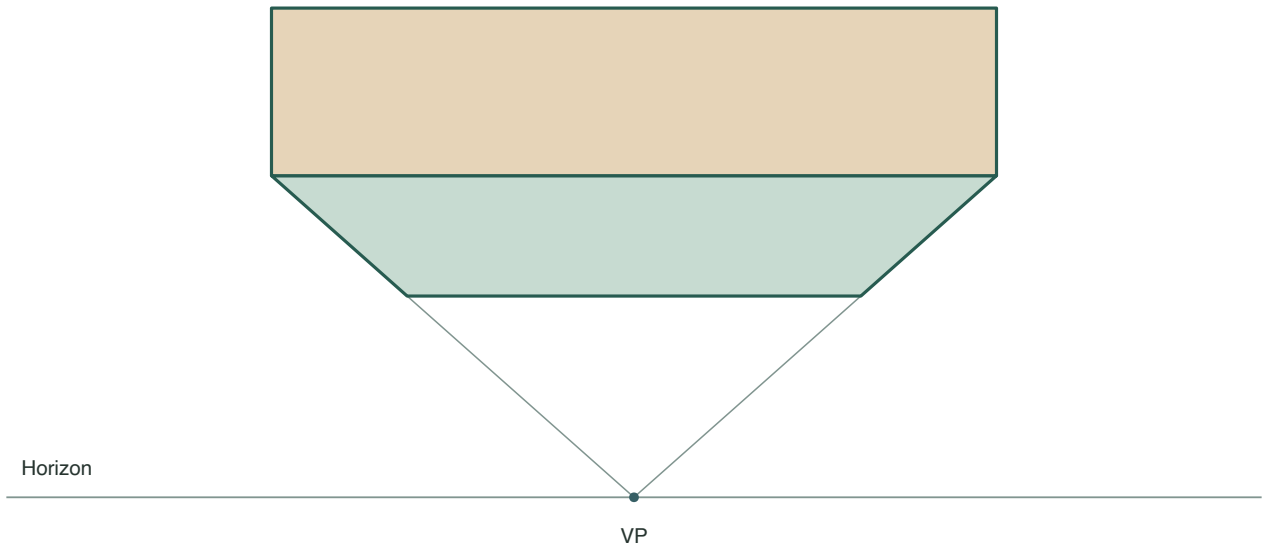

Green face: underside. Tan face: upright front.

Answer

A plate with the horizon and vanishing point below the box, a broad horizontal near underside edge, two descending depth edges that meet at the point when extended, a shorter horizontal far edge joining their far endpoints, and upright side edges that complete the box.

Reasoning

The viewer is below the box, so its underside is above the horizon. The horizontal depth edges recede down the page toward the point; the near and far transverse edges are horizontal and the verticals remain upright.

Check

Extend both receding depth edges to the marked point. Confirm the far transverse edge is shorter than the near edge and that every vertical edge is upright.

Draw Perspective from Below

Original prompt

Task 2: Draw a table seen from below. Put the horizon and one vanishing point below the tabletop. Show a closed underside above the horizon, with its two horizontal depth edges descending toward the point and its vertical edges upright. Add four legs from the tabletop corners down toward the ground.

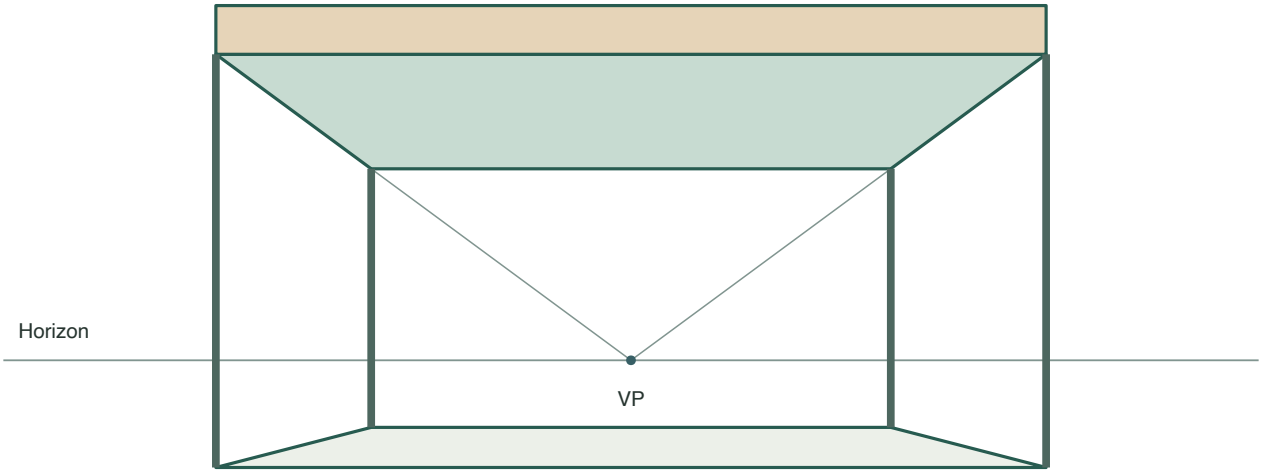

Green face: underside. Tan face: upright front.

All legs reach the floor. The farther feet sit closer to the horizon.

Answer

A table construction with the tabletop underside closed above the horizon, one marked point below it, two horizontal depth edges aimed down the page toward that point, upright tabletop verticals, and four legs attached at the tabletop corners and extending down toward the ground.

Reasoning

The below-view construction places the visible underside above the horizon. Only the horizontal depth edges recede toward the one point; the tabletop's verticals stay upright. The legs extend downward from the tabletop to the ground rather than rising toward eye level.

Check

Trace the two tabletop depth edges toward the point below. Check that the underside is closed, verticals are upright, and all four legs begin at tabletop corners and extend down to the ground.

Draw Perspective from Below

Original prompt

Task 3: Draw a shelf or overhang seen from below, with its underside above the horizon and its front edge nearest you. Use two horizontal depth edges that descend on the page toward one vanishing point below the shelf; keep vertical edges upright.

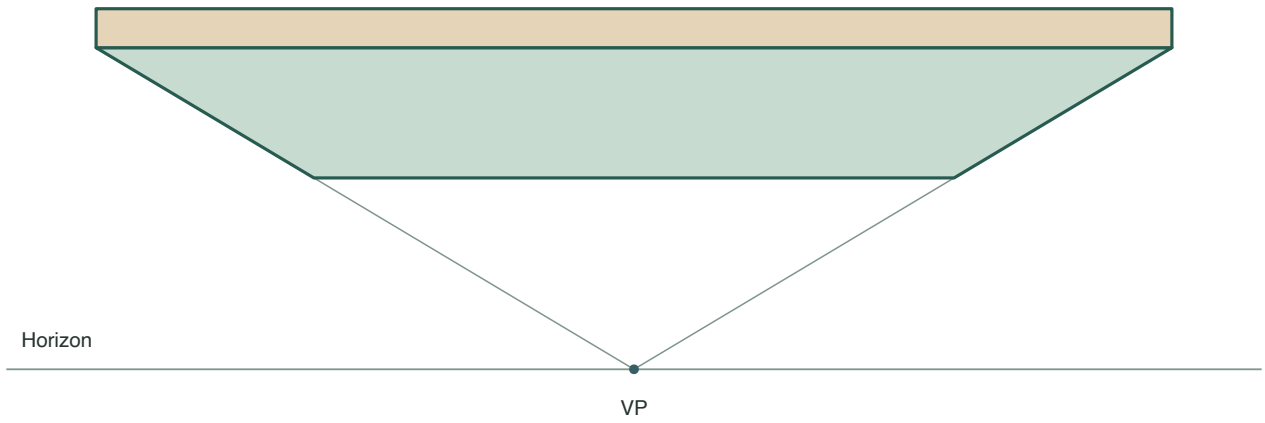

Green face: underside. Tan face: upright front.

Answer

A shelf with its nearest horizontal underside edge above the horizon, two depth edges descending toward the marked point below, a shorter far edge joining them, and upright visible vertical edges.

Reasoning

The front underside edge is nearest and appears wider. The horizontal depth edges recede toward the point lower on the page; the far edge closes the underside, and vertical edges remain upright.

Check

Extend both depth edges and check that they meet at the horizon point below the shelf. Verify the near edge is wider than the far edge and the verticals are upright.

Draw Perspective from Below

Original prompt

Task 4: Draw a simple box, table, or shelf seen from below with a true two-point yaw. Put both vanishing points on the same horizon below the object. Draw the closed underside above the horizon; send each of its two horizontal depth-edge families to its own point, and keep vertical edges upright.

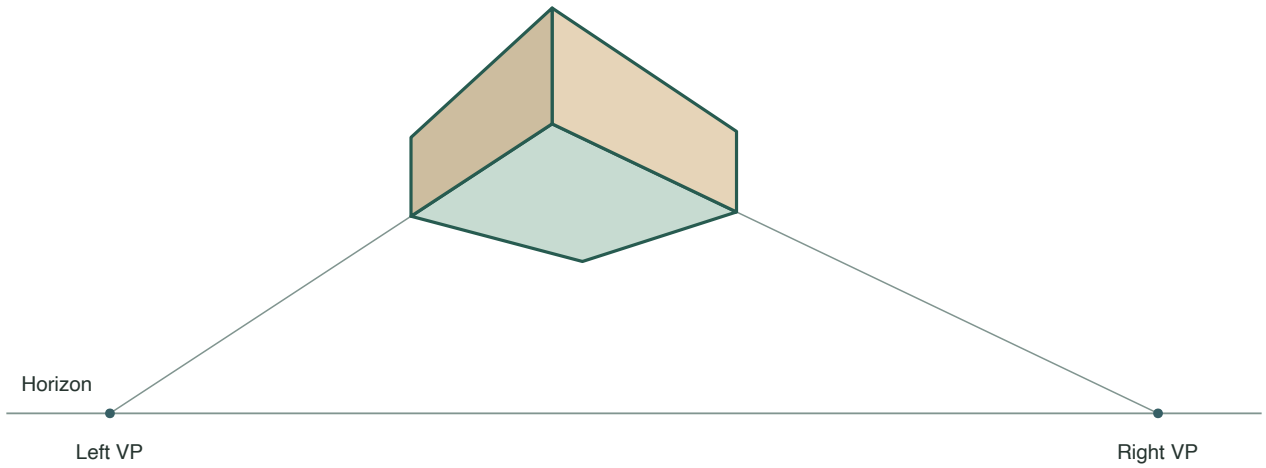

Each depth family leads to its own point on the same horizon.

Answer

A two-point below-view construction with both vanishing points on one horizon below the object, a closed underside above it, two distinct horizontal depth-edge families converging to their respective points, and upright vertical edges.

Reasoning

Yaw turns the object's horizontal depth directions in plan, so each direction uses its own vanishing point on the same horizon. The object remains above the horizon, exposing its underside; verticals remain upright in this classroom construction.

Check

Trace each horizontal depth-edge family to its own vanishing point. Confirm both points lie on the same horizon below the closed underside, the two families are distinct, and the vertical edges remain upright.