Patriotic Return Address Labels

Reference I Worked label layout I A4

Prompt

Draw one patriotic return-address label with a star row, stripes, three address lines, and a cut guide, then fill the address fields.



Answer

A label sketch with a row of small stars at the top, three horizontal stripes below, and three address lines in the clear lower area reading 'J. Rivera', '14 Maple Court', 'Springfield, IL 62704'. A dashed cut guide runs in the gap just outside the label edge.

Reasoning

The parts follow the reference order: motif first, then text, with the guide outside the label so trimming does not cut the artwork.

Check

Compare the sketch to the reference: stars above stripes above three text lines, and the dashed guide outside the label edge.

Patriotic Return Address Labels

Reference | Blank trim sheet | A4

Write three address lines in each label. Cut around the outer dashed guides.



Patriotic Return Address Labels

Reference | Enlarged label | A4



Read the label from the star row to the stripes and then the three address lines. Trim along the outer dashed line.